

ADTECH

Product Selection Guide



SCARA Robot



Motion Controller



Servo Motor/Driver



Industrial Robot

www.motiontech.com.au



ADTECH (SHENZHEN) TECHNOLOGY CO., LTD. was established in 2002. As the leader of domestic motion control solutions provider, ADTECH had been build up the motion control, motor drive, CNC control system application and industrial robots in total four major products. ADTECH products are widely used in industrial robots, printing and packaging, metal processing, light textile, home, electronic equipment, special machine tools and other fields, become the representative brand in the field of motion control industry application.

Companies in key cities across the country set up a liaison office and service centers, and gradually establish a global sales and service network, products have been exported to Europe and the United States, the Middle East, Southeast Asia, Hong Kong and Taiwan, 103 countries and regions.



Shenzhen Head office



Shenzhen sales centre



ADTECH GongMing factory



Automation Production Line

Contents

Motion Control Platform

PULSE TYPE 6 AXIS MOTION CONTROLLER	03
EtherCAT Bus controller	05
ADTECH CNC9810V Controller	07
AVS series vision position system	09
ADT-TV5600DJ	11
RC400 4 Axis Robot Drive & Control System	13
ADT-TP3540	15
Motion Control Card	16

Servo/Step Series

Servo Driver	18
Servo Motor	19
Step Motor & Driver	20

Industry Application Controller

CNC Spring Controller	21
Brush Making Controller	22
Dispensing Controller	24
Flame/Plasma Cutting Controller	25
Wood Processing CNC controller	26
Turning/Lathe CNC controller	27
Milling/Drilling CNC controller	28
Punching CNC controller	29
CNC Engraving Control System	30
Color screen series key machine system	31

Robots

Scara Robot Applications	32
Robots Instant Selection Table	33
SA1400 Welding Robot	35
6-axis robot control system	36
Template machine control system	37
ADTECH Gantry Welding Robot	38

PULSE TYPE 6 AXIS MOTION CONTROLLER



AMC1600P
SUPPORT 6 AXIS 36 INPUT 30 OUTPUT

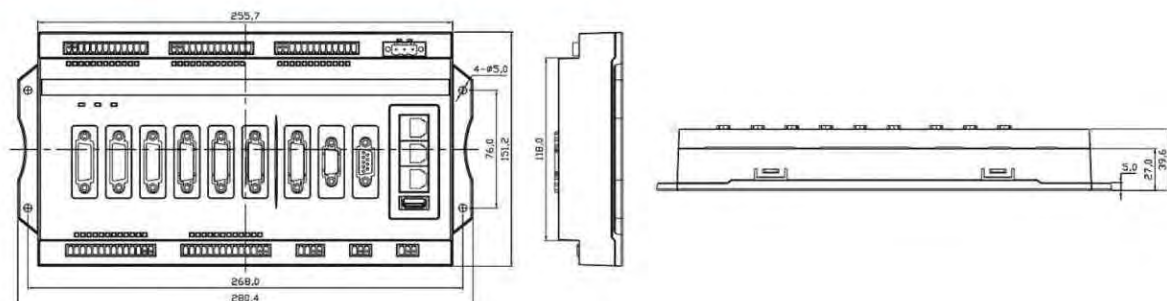
Product specifications

MODEL		AMC1600P
INPUT	SWITCH INPUT	24 GENERAL DIGITAL INPUT +12 LIMIT SIGNAL INPUT
	INPUT VOLTAGE	24V
	GENERAL INPUT MIN CURRENT	2mA
	GENERAL INPUT MAX CURRENT	8mA
	ISOLATION VOLTAGE	3750 rms
	ISOLATION METHOD	OPTICAL COUPLING ISOLATION
	OPTICAL COUPLING INPUT DELAY	< 0.1MS
OUTPUT	SWITCH OUTPUT	24 DIGITAL OUTPUT +6 SERVO CLEAR OUTPUT
	OUTPUT SIGNAL TYPE	DRAIN OUTPUTS
	ANALOG DA OUTPUT	2 GROUPS
	RATED CURRENT	1A (single group max current up to 2A)
PULSE	CHANNEL	6 AXIS
	MAX PULSE FREQUENCY	2MHz
	OUTPUT SIGNAL TYPE	5V DIFFERENTIAL OUTPUT
	ENCODER FEEDBACK	6 GROUP AB PHASE 、 Z PHASE
	OUTPUT METHOD	PULSE +PULSE 、 PULSE + DIRECTION
PORT	USB	1
	LVDS	/
	RS232	1
	RS485	1
	NETWORK PORT	3
	SD	/
	HANDHELD BOX	1
	HANDWHEEL	1
APPLICATION ENVIRONMENT	CAN	1
	STORAGE TEMPERATURE	-20 °C — 80 °C
	WORKING TEMPERATURE	-10 °C — 50 °C
	STORAGE HUMIDITY	0% — 95%
	WORKING HUMIDITY	20% — 95%

Product configuration

NAME	DESCRIPTION
HMI	SUPPORT MODBUS COMMUNICATION SCREEN
SERVO	ADTECH (QS7/QX)SERVO
MOTOR	ADTECH (MRMH/MRMG SERY)SERVO MOTOR

Structure installation dimensions(Unit: mm)



INDUSTRY APPLICATION

DISPENSING, GLUE PLASTIC, PAINTING, BRUSH MAKING, CUTTING, LOCKING SCREW and so on.



EtherCAT Bus controller



AMC3000E
IEC61131-3 programming
can support 32 axis Bus



AMC2000E
IEC61131-3 programming
can support 16 axis Bus

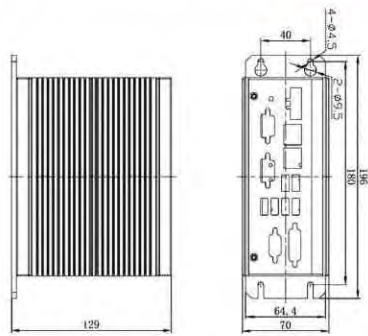
Product specifications

Model		AMC3000E	AMC2000E
Storage	Capacity	4GB	2GB
Interface	100 M Ethernet port	/	2
	1000M Ethernet port	3	1
	VGA	1	1
	HDMI	/	1
	DVI-D	1	/
	USB	5(USB 2.0) 1(USB 3.0)	4(USB 2.0)
	LED	Power , ALARM RUN	HDD
	RS232	2	1
	RS485	2	/
	RS422	1	/
Motion control	CAN□	/	/
	Slot	2	1
	Controlling axis	32 axis	16 axis
	Motion control period	1ms	1ms
	Maximum axis group	16 group	8 group

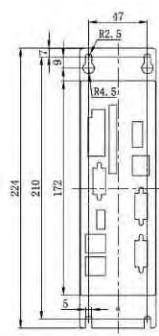
Product configuration

Name	AMC2000E	AMC3000E
Interface	Support standard RTU, MODBUS and TCP/IP MODBUS support page	
IO module	EM2118	8 channel digital output leakage
	EM1118	8 channel digital input NPN
	EM8200	EtherCat adapter
Bus servo driver	Refer to EM and QXE series servo driver and motor selection	
Motor	Refer to EM and QXE series servo driver and motor selection	

Structure installation dimensions(Unit: mm)



AMC3000E



AMC2000E

AMC3000E wiring diagram



Application industry



Lithium battery industry



Lithium battery industry



Printing industrial

ADTECH CNC9810V Controller



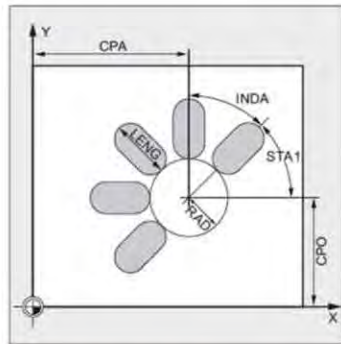
System Additional Functions:

1. Speed forward processing

Pre reading tools path by the CNC system, automatic analysis operation processing speed, ensure smooth transitions in the process, avoid speed caused the vibration of machine tool, especially for the processing to achieve a flexible cutting small segments and improves processing speed and performance, system maximum number of read-ahead is 3000, can meet all kinds of complex Processing track.

2. Add common processing technology CAM function , through the parameters provided by the rapid completion of circular processing requirements.

3. Breakpoint memory settings Power failure memory function, the process of abnormal withdrawal of the system when the program can be permanently memorized line number, coordinates and other information, start again can choose to continue from the breakpoint processing, abnormal exit, including system power outage, Breakpoint memory is divided into position memory and state memory, the location of the system memory can breakpoint to the subroutine call and loop program, the state memory for the direct recovery of the state at the breakpoint processing, suitable for large file carving and no subroutine call .



4. Cross file program calls the function and the same workspace program calls the function. subroutines can be saved in a separate file, like a feature-when processing multiple times in a single product can be the same graphic saved as a NC files, called in the main program, the primary process simple and flexible

5. With class b macro functions, and Arch set of macro variables, some variables have the power to save, system status registers can also be accessed through the macro addresses

6. Macro programming grammar is fully compatible with the C programming language, such as the IF, ELSE, WHILE, GO TO and the function call, fully support small round enclosed operator, small square enclosed operator, big enclosed operator, annotation support /line /, block / ** / programming writing style.

7. The system has a variety of compensation functions: backlash compensation, pitch error compensation, tool radius compensation, tool length compensation.

8. System is an open structure design of internal resources can be accessed through the address, module manufacturers to develop interface provided, manufacturers can design their own modules, such as the auxiliary control, tool storage control features (such as disc cutter, knife blade, double z-tool, tool change with several cylinders).

9. The system has an automatic tool setting function, and a cutter detection function. Effectively ensure the processing accuracy and product qualification rate.

10. Convenient and efficient system debugging, the entire Chinese parameters to support the English language, most of the parameters of the factory has been set up, just modify a few parameters related to machine characteristics can work, the same machine can also debug a good machine system data backup First, into the same new model into the fast completion of the system data set. Significant savings in system settings work, to facilitate mass production, backup data archiving can also be used for future maintenance.

AVS series vision position system

Product Introduction

Positioning fast and precision,
the system stable and efficient,
easy to operate

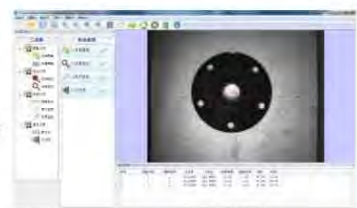


Function Introduction

- Support Gigabit Ethernet, USB and so on the many kinds of different cameras
- Support array CCD camera
- Short time of system positioning
- Support online or offline inspection
- Support RS232, Ethernet and so on many kind of communication interface
- Consistent with OPC standard

Software specification:

- Positioning algorithm can reach 1/64 pixel, output position, rotation Angle and scaling
- Support for multiple cameras collecting at the same time, and positioning
- Support for different resolutions, different camera interface
- Support import local images, emulates camera collecting function
- Provide tools for edge positioning and area positioning
- Edge positioning, can quickly positioning figure clear object, and can calculate any rotation Angle;
- Regional positioning, suitable for irregular shapes, low contrast object;
- Provide scale calibration, the calibration tool with mapping coordinates, can be converted into real physical pixel units, and to correct lens and perspective distortion.
- Drag and drop software operation, intuitive and efficient, to quickly build a set of visual positioning system.
- Supports Ethernet, serial communication mode for file reading and writing, you can quickly locate the results output to the external control of system or file system
- Support the new process, save, and read, and can save to local file, apply directly when loaded again without setting



Vision System Components:

Vision controller + Industrial Camera + Lens + Light source + Controller of light source + CCD Data cable + USB encryption dog

Product Configuration:

System Type	Name	Model	Description	Quantity
Single Camera System	Vision controller	AVS1100	Industrial PC + Smart card +Vision software	1
	Industrial camera	300 thousand, 2 million, 5 million pixel can be selected, refer 《Vision system selection table》		1
	Lens	Refer 《Lens selection table》		1
	Light source	Refer 《Light source selection table》		1
	Controller of light source	Refer 《Controller of light source selection table》		1
	CCD Data Cable	3M,5M,7M can be selected, refer 《Vision system selection table》		1
	Encryption dog	USB Encryption dog, Blue Label of Laser printing.		1
Double Camera System	Vision controller	AVS1100	Industrial PC + Smart card +Vision software	2
	Industrial camera	300 thousand, 2 million, 5 million pixel can be selected, refer 《Vision system selection table》		2
	Lens	Refer 《Lens selection table》		2
	Light source	Refer 《Light source selection table》		2
	Controller of light source	Refer 《Controller of light source selection table》		1
	CCD Data Cable	3M,5M,7M can be selected, refer 《Vision system selection table》		2
	Encryption dog	USB Encryption dog, Blue Label of Laser printing.		2

Applications:



Robot industrial of pick and place and palletizing



PCBA electronic Industrial



LED Industrial



Dispensing Industrial



Cutting Industrial

Motion Control Platform ADT-TV5600DJ



Control function

- ◆ 2-6 Axis interpolation , Space linear, Space arc, Space oval.
- ◆ Using the algorithm of speed forward , Automatic arc corner speed.
- ◆ Support : Modbus ASCII, ModbusRTU and Modbus TCP communication protocol.
- ◆ Support designed to solve the problem of Non-standard process LUA script functions.
- ◆ Axis of rotation radius compensation.

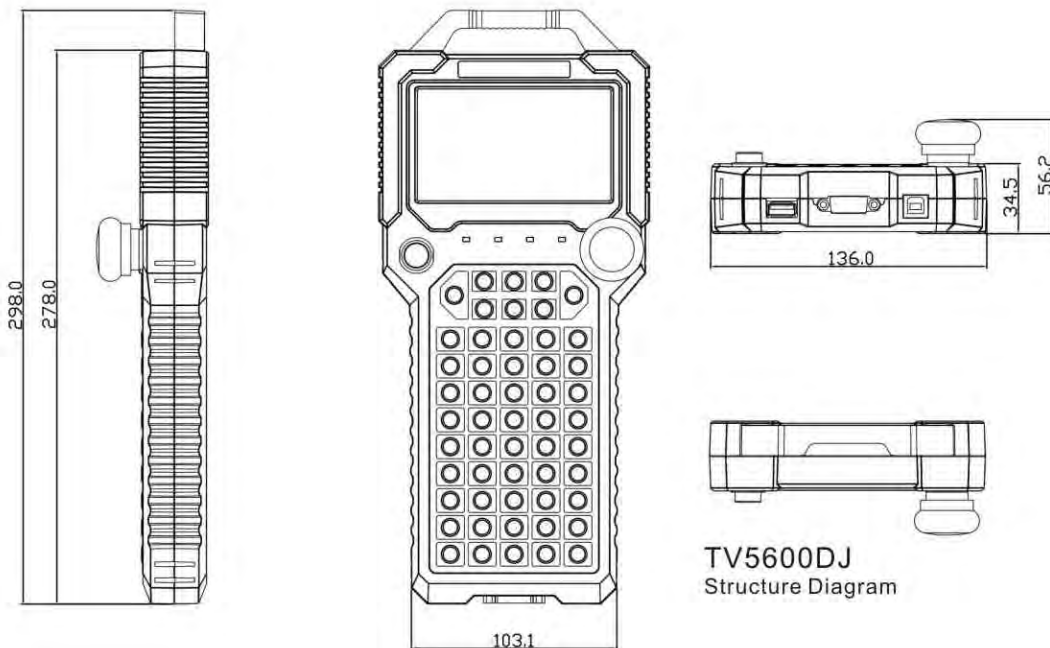
IO

- ◆ All the OMC8848 are photo-isolator , input voltage 12-24V.
- ◆ Output type : NPN open collector 5-24VDC , Rated current 0.5A , Max current of single road 1A.
- ◆ Every axis hardware plus or minus limit, or home and stop, start button (Limit input can be set up as a general purpose invalid input).

Dispensing machine application industry

- ♦ **Acoustic industry** : Speakers, Buzzer, Acoustics, Headphones.
- ♦ **Inductance industry** : Small transformer, SMT transformer, Inductance, Relays, Small coil motors.
- ♦ **Communications** : Mobile phone keys, Cell phone casing adhesive, Inter phone, Telephone, Fax machine.
- ♦ Computers, Digital products, Digital cameras, MP3, MP4, Electronic toys, Adhesive.
- ♦ Switches, Connectors, Wire, Plug wire.
- ♦ **Electronics** : Integrated circuits, LCD screens, Potting glue machine.
- ♦ **Optics** : Optical lens, Bald, Magnetic.
- ♦ **Battery** : The battery box of sealant, Battery shell potting glue machine, Battery back cover dispensing machine.
- ♦ **Craft** : Trademark fixed adhesive, Sign a glue machine, Small adorn article point crystal glue.
- ♦ **Auto parts electronics industry** : Car doors and Windows and glass glue.

Dimension Unit : (mm)



RC400 4 Axis Robot Drive & Control System



Function Introduction

- ◆ 8 inch touch screen;
- ◆ SCARA robot dedicated operation definition;
- ◆ AR language support robot, G-code programming;
- ◆ Support for absolute, incremental brand motor at home and abroad, including Sanyo, Panasonic, Tamagawa, motor specifications pick;
- ◆ Advanced vibration suppression techniques, processing more stable;
- ◆ Parameter self-tuning technology, no longer have to worry about the parameter debug;
- ◆ Circular interpolation of 3D space technology;
- ◆ Continuous motion speed adaptive technology;
- ◆ Spline teach technology;
- ◆ Direct support to three-dimensional simulation display on the handset;
- ◆ SCARA flexible calculation of coordinate transformation and pose.
- ◆ Supports a variety of communication methods, network, USB, U
- ◆ The built-in soft-PLC (IEC61131-3) < option package >;
- ◆ NURBS interpolation technique < option package >;
- ◆ Off-line programming
- ◆ Remote monitoring
- System testing, Diagnostics, alarms, operation log

Specifications of products

Model			RC400		
Flex Pendantdisplay	Display		8 Inch		
	Teaching method		Data input by manual(coordinate value input) Cartesian coordinate teaching. Offline teaching(Input data outside)		
	Tracking program input		AR language		
	Data cable		3M		
	Size/weight		355mmX248X70mm(teaching dependent) / about 2kg		
	Power supply		24V DC		
	Data exchange method		USB		
Driver and control all-in-one machine	Axis control function	Control axis		4 axis	
		Drive motor type		AC servo motor(Support TAMAGAWA,PANASONIC,SANYO,ADTECH etc.)	
		Support encoder type		Incremental/ absolutely AB phase encoder	
		Position control period		8K/16K	
		Movement/ servo control function		linear interpolation, arc interpolation, continuous tracking, all kinds of acceleration and deceleration Arch movements	
		Coordinate system		Joint coordinate system, Cartesian coordinate system	
		Position unit setting		Degree.mm	
		Off line movements		total absolutely control position (need not homing original poin)	
	Program	Program environments		AR language	
		Storage method		U–disk, SD cards	
	External input and output	Standard I/O	I/O input		34 channel
			I/O output		27 channel
		Output communication	RS-232		3 channel
			Ethernet		1 channel
			LVDS port		1 channel
			USB (2.0)		2 channel
	Basic specification	Output size		400mmX260mmX160mm (controller)	
		Weight		10 Kg	
		Power cable		1.5M	
		Power supply		220V AC	
		Working temperature		0~40 degree	
		Working humidity		under 90% RH	
		Storage temperature		-10~65 degree	

4-axis Motion Controller (touch screen) ADT-TP3540

Motion Controller

ADTECH Motion controllers adopt industrial advance & high-speed microprocessor ARM, VLSI programmable device FPGA. By far, our motion controllers have been successfully applied on hundreds kinds of machines in more than 50 countries and nations.

Functions



Applies 400MHz main frequency, 32 bits of RISC CPU; 4-axis servo/step control; Kinds of single-axis or multi-axis motion, it can work without PC;

High resolution true color display 5.6 inch display can supply user with a friendly human-machine interface;

U disk connection It can make more convenient to exchange data with other equipments;

R232 serial port makes the controller can communicate with any equipments which is compatible with standard R232;

I/O ports 32 channels of optical coupling input, 16 channels of optical coupling output, 4 channels of pulse/direction signal output;

Super program memory capacity, up to 256M, which can meet kinds of programs' running and processing easily;

Random 2-4 axes hardware linear interpolation, random 2 axis software arc/oval/continuous interpolation.

Features

- ♦ 5.6 inch high resolution true-color display;
- ♦ 4-axis servo/step control;
- ♦ Adopts ARM9 processor, the main frequency be up to 400M;
- ♦ 32 channels of digital input;
- ♦ 16 channels of digital output, with short circuit protection, the max output current be up to 1A;
- ♦ Multi communication interface: RS232, U disk, USB ;
- ♦ Linear acceleration/deceleration.

Accessories

Data line



USB download line



Terminal board



Applications

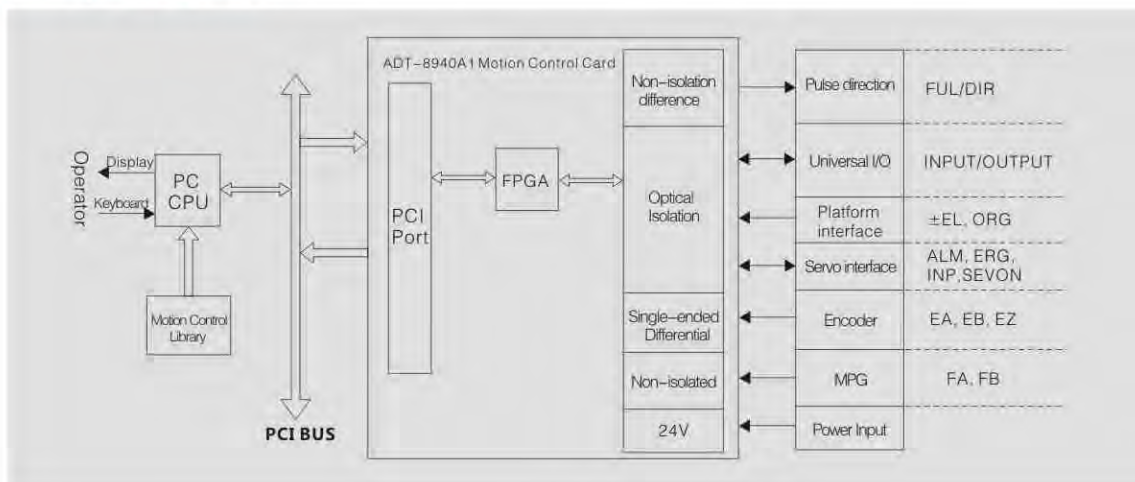
Electronic automation processing, assembly, testing, semi-conductor, LCD processing, checking; laser cutting, engraving, laser marking; biological and medical auto-sampling and processing equipment, special CNC machine tools.

Motion Control Card

Summarization

Motion control card is designed for step and servo motor control, which is installed in PC. (It is similar to graphics card and base on PC platform). Motion control card and PC consist of the master-slave structure: PC is in charge of human-computer interface's management and other management. (Such as computer outer input, pictures indicate, internet communication, etc.); Motion control card is in charge of all details of motion control aspect. (Such as acceleration and deceleration processing, pulse output, linear and circular interpolation, origin limits monitoring, complicated track control, etc.)









Principle Structure



Applications

Engraving machine, cutting machine, laser engraving, laser cutting, graphic machine, dispensing machine, welding machine, drilling machine, punch machine, automatic detection of electronic fitting, automatic detection of press, cutting and welding of semiconductor, all kinds of NC cutting, industrial robot, measure of space coordinates, biological and medical auto-sampling and processing equipment.

Features Reference Sheet for Multi-axis Motion Control Card

	PCI bus							RTEX bus
Pictures								
Model	ADT-8920A1 ADT-8940A1	ADT-8940G1	ADT-8948A1	ADT-8949G1	ADT-856	ADT-8960	ADT-8912A1	ADT-6943A1
Number of axis	2/4	4	4	4	6	6	12	32
Digital input	24/40	36	32	36	48	32	68	16*N
Digital output	12/16	32	32	32	32	16	24	16*N
Encoder	0/4	4	4	4	6	6	12	32
Line interpolation	Any 2-4 axis	Any 2-4 axis	Any 2,3 axis	Any 2,4 axis	Fixed 2-6 axis	Any 2-6 axis	Any 2-12axis	Any 2-6 axis
Circular interpolation	Software arc	Software arc	Hardware arc	Any 2,3 axis	Hardware arc	Software arc	Software arc	
Hardware cache	2M hardware cache achieved	2M hardware cache achieved	One command cache achieved	Ten thousand segment massive cache	One command cache achieved	2M hardware cache achieved		512 segment cache
Pulse frequency	2MHz	2MHz	4MHz	5MHz	4MHz	2MHz	2MHz	8MHz
Basic functions	T, S-type acceleration and deceleration; to achieve changing speed and target position; hardware stop function; multiaxial with move/stop at the same time; latched position; handwheel function	T, S-type acceleration and deceleration; to achieve changing speed and target position; hardware stop function; multiaxial with move/stop at the same time; latched position; handwheel function	Symmetric and asymmetric T, S-type acceleration and deceleration; continuous interpolation function; variable ring function; to achieve changes in the speed and target position; fixed or non-position latch function; hardware emergency stop function; signal filtering	Symmetric and asymmetric T, S, E, G-type deceleration; speed forward, continuous interpolation function; spline function; gantry double drive functions; position latch function; to achieve changes in the speed and target position; hardware stops; cache increase output control function; multiple processes simultaneously control functions; signal filtering	Symmetric and asymmetric T, S-type acceleration and deceleration; continuous interpolation function; to achieve changes in the speed and target position; variable ring function; multi-mode automatic homing; manual deceleration function; signal filtering	T, S-type acceleration and deceleration; to achieve change speed and target position; probe function; 8-channel high-speed probe in response to input	T, S-type acceleration and deceleration; arbitrary 2-12 axis linear interpolation; to achieve change speed and target position; probe function; high-speed probe in response to input	T, S-type acceleration and deceleration; support position, speed and torque control modes; position latch function; to achieve changes in the speed and target position; immediately stop deceleration stop; pause function; hardware stop function; closed loop control; servo parameters to read and write; monitoring the servo parameters

Servo Driver

ADTECH Servo Series

Accumulation: The independent research and development experience of six years of servo products. Design Maturity, Scale Production, Rigorous Testing, Quality Assurance, Cost-Effective.

Control variety: Position control, Speed control, Torque control; Position/Speed, Position/Torque mixed control, New-Four sections of the internal velocity and internal position control, which achieved speed and location of the segment control.

Variety of models: Power from 100W to 5500W; Low-inertia, Middle-inertia, High-inertia : Voltage have 220V single-phase, 220V three-phase, 380V three-phase series products.

High performance: Rest to 3000RPM time less than 20MS, seismic capability, short response time.

Operation easy: Adopt the current loop, velocity loop, position loop closed-loop control, adaptive ability; serial RS-232 communications, computers, real-time monitoring of operating waveforms and operating results.

Passed certificates: ISO9001, CE.

Related Product Introduction

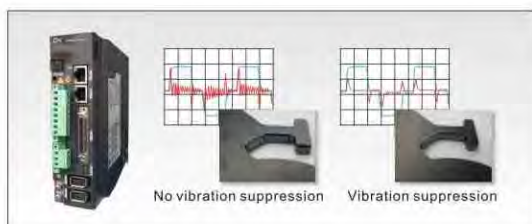
QXM Series Servo Drives(High Performance)

Power range: 0.1kw-3kw

QX series servo drives into the forefront of the current world servo control technology, its excellent driving performance reached the international advanced level.

Vibration suppression

- ◆ Use notch filter technology , respectively, to achieve mechanical high / low frequency resonance suppression.
- ◆ The introduction of a unique inverted superposition algorithm to achieve the end of the vibration suppression motion



QXM

QS7 Series Servo Driver (Universal Type)

Power range: 0.1KW~5.5KW

Voltage input: AC200V-230V, use single-phase/two-phase or three-phase input

Position/Speed/Torque control mode;

Built-in single axis positioning control function (degree of control, zero return, auto-loop positioning control, position teaching);

Support Modbus communication protocol, multi-axis bus control (communication interfaces: RS-485/RS-232)

Perfect Protection Function: over-current, over-voltage, over-heating and encoder bug, etc.



QS7

QS2 Series Low-Voltage Servo Driver

Power range: 0.1KW – 0.4KW

Voltage input: 24-80V DC,

Built-in variety of algorithms, rich control mode, easy to setup, perfect protection, compact size, cost-effective

Support Modbus communication protocol, multi-axis bus control (communication interfaces: RS-485/RS-232)



QS2

Applications

CNC equipment, textile machinery, automation equipment, woodworking engraving machine, spring making machine, brush making machine, etc.

Servo Motor

ADTECH Servo Motor

High-Overload Ability: three times overload to prevent the abrupt burn motor;
Low Temperature: the temperature is less than 60 degrees in the rated speed & torque;
Low Noise: running noise is less than 38dB in the rated speed & torque.

Related Product Introduction

ACH Series Standard Servo Motor

Power Range: 0.2KW~5.5KW;
Torque Range: 0.63~15.0N.m;
Speed Range: 1000r/min~3000r/min;
Customized Products: Brake, Oil seals;
Axis Type: Round shaft, Keyway.



MRMS Series High-performance AC Servo Motor

Power Range: 0.2KW-1KW
Torque Range: 0.63-3.3NM
Speed Range: 3000r/min
Customized Products: Brake, Oil Seal
Axis Type: Round Shaft ,Keyway



ACL Series Low-Voltage AC Servo Motor

Power Range: 0.1KW-0.4KW
Torque Range: 0.22-1.27NM
Speed Range: 3000r/min-4500r/min
Customized Products: Brake, Oil Seal
Axis Type: Keyway



ACN Series Servo Motor

Power Range: 0.05KW-0.2KW
Torque Range: 0.16-0.64NM
Speed Range: 3000r/min-4500r/min
Customized Products: Oil Seal
Axis Type: Keyway



Step Motor/Driver

Step Motor and Step Driver

ADTECH provides solution for all series step motor/step driver. We developed high-performance step motor & driver based on using DSP system & making space vector; sine wave current output smoothly, motor noise suppression & vibration effectively; low heat, high-speed and torque output improve motor; prolong using life; in especially, reduce the low/medium frequency vibration greatly, improve low-speed steady; at the same time, the exquisite design, improve integration, reduce size and weight of product, which can matching the corresponding model of the domestic and international brands.

Related Product Introduction

Step Driver:

2-phase Step Driver:

Current Range: 2.0A~8.0A;

Voltage Range: 20VAC~60VAC; 24VDC, 40VDC, 80VDC;

Subdivision: Provides 15 grades of the general micro-step subdivision setting value, the maximum subdivision no. is 512



3-phase Step Driver:

Current Range: 2.0A~8.0A;

Voltage Range: 80VAC~110VAC; 24VDC, 40VDC, 80VDC;

Subdivision: Provide 15 grades of the general micro-step Subdivision setting value, the maximum subdivision no. is 512.



Step Motor:

2-Phase Step Motor :

Size Range: 42~130MM

Holding Torque: 0.21~40N.m



3-Phase Step Motor :

Size Range: 56~130MM

Holding Torque: 0.45~35N.m



Industry Application Controller CNC Spring Controller

As a built multi subdivision standard industrial for CNC application control system, ADTECH launching advanced solutions for specified industrial. On a mature of leading motion control platform, ADTECH provide the solution of industry application controller for clients! In especially, Motion control system for spring making machine, brush making machine, dispensing machine, CNC cutting machine, welding machine, spraying machine, laser making machine and so on, which are reach to the leading level in domestic, and it wins a widely reputation of customers.

Features

- ◆ Adopt form programming , easy to operation
- ◆ Support on-line programming easy to debugging
- ◆ Probe with fast response to ensure high-precision
- ◆ Complete information system
- ◆ Can be extended to external MPG and easy to debug for large machine
- ◆ Support USB transfer, U disk copy and easy to upgrade and copy program
- ◆ Support Chinese-English shift, with high-adaptability
- ◆ Cam, sending lines turn-core work simultaneously with sending wire precision $\pm 0.01\text{mm}$ & accuracy ± 0.1 degrees of camshaft & the spindle of turn-core. Each rotating shaft has no zeroing function alone.

Related Product Introduction

ADT-TH08HA-D01 2-3 Axis Controller for Compression Spring Machine



5.7 Inch industrial LED display;
English/Chinese interface, applicable to different countries;
Support 2-3 axis servo control;
Support 4-8 groups of probe cylinders;
Specifically to 8 type compression spring machinery;
MPG debugs processing function;

ADT-CNC820B-A02 4 Axis ADT-CNC820B-B02 6 Axis Controller for Spring Machine



15 inch color LCD display;
Command form programming, display in English /Chinese with simple & intuitive programming;
Support directly editing to input data for programming after move each axis to target location
By MPG or panel ;

ADT-TH08R-A02 2~4 Axis Controller for Compression Spring Machine



10.4 inch Industrial color LCD display;
English/Chinese interface, applicable to different countries;
Support 2-4 axis servo control;
Support 4-8 groups of probe cylinders with quick response;
MPG debugs processing & test processing function;

ADT-TH1204-b00 12 Axis Controller for Spring Machine



Command form programming, display in English /Chinese with simple & intuitive programming;
Support directly editing to input data for programming after move each axis to target location;
Support online editing –can support real-time control without shut down when processing;
Support multi-axis working simultaneously with linear mode precision $\pm 0.01\text{m}$, rotating mode precision ± 0.1 degree . Each rotating shaft has no zeroing function alone.

Brush Making Controller

Features

- Support english operation system;
- Tufting speed can reach 700 hole / min;
- Support self-colored and bicolor hair planting ;
- Maximum storage of 2000 processing files with each up to 100,000 holes;
- Flash function enables fast and convenient copy of processing files among different machinery;
- Support hand-held box operation;
- Short circuit protection for output, with long product life;
- Be able to adjust the main shaft processing speed by controller;
- Be able to control the height of hair-planting, suitable for various different workpiece;
- Signals of each control shafts are lead out independently, it is convenient to connect the wire;
- With various of processing type, and applied to different situation, Automatic, semi-automatic test-work processing mode are optional;
- Various of editing function, user input data in simple and fast;
- Support user data,automatic generation, simple and easy to use.

Related Product Introduction

ADT-ZM210 2 Axis Brush Making Controller



Self-colored display screen,240*128 resolution;
Support self-colored and bicolor hair planting;
Tufting speed can reach 500 holes/ min;
Maximum storage of 2000 processing files with each up to 700 holes.

ADT-ZM310 3 Axis Brush Making Controller



Self-colored display screen,240*128 resolution;
3 axis step and servo motor control Maximum storage of 2000 processing files with each up to 100,000 holes;
Support Z axis 360 degree unlimited rotation.

ADT-ZM300B 3 Axis Brush Making Controller



5.7 inch LCD self-colored display screen;
3 axis step and servo motor control;
Tufting speed can reach 700 holes/ min;
Maximum storage of 2000 processing files with each up to 100,000 holes.

ADT-ZM410 4 Axis Brush Making Controller



5.7 inch LCD self-colored display screen;
4 axis step and servo motor control;
Tufting speed can reach 700 holes/ min;
Maximum storage of 2000, processing files with each up to 100,000 holes.

ADT-ZM400B 4 Axis Brush Making Controller



5.7 inch LCD self-colored display screen;
Support self-colored and bicolor hair planting;
Tufting speed can reach 700 holes/ min;
Maximum storage of 2000 processing files with each up to 100,000 holes.

ADT-ZM410Y 4 Axis High-speed Toothbrush Making Controller



5.7 inch LCD self-colored display screen;
2+2 axis step and servo motor control ;
Tufting speed can reach 700 holes/ min;
Maximum storage of 2000 processing files with each up to 100,000 holes.

ADT-ZM500B 5 Axis Brush Making Controller



5.7 inch LCD self-colored display screen;
5 axis step and servo motor control;
Tufting speed can reach 700 holes/min;
Maximum storage of 2000 processing files with each up to 100,000 holes.

ADT-ZM510 5 Axis Brush Making Controller



5.7 inch LCD self-colored display screen;
5 axis step and servo motor control;
Tufting speed can reach 700 holes/min;
Maximum storage of 2000 processing files with each up to 100,000 holes;
Be able to control the height of hair-planting ,suitable for various shape of workpiece.

Color Touch Screen Series

ADT-ZM620 4-6 Axis Brush Making Controller



10.4 inch color LCD display screen;
4-6 axis step and servo motor control;
Support multi-head for tufting and drilling;
Through the pedal switch for unloading workpieces , safe and convenient operation;
Main shaft processing speed can be adjusted by programming, work table speed can also be adjusted with it synchronously.

ZM220—Brush Making Controller



5.6 inch true-color display, touch screen, friendly interface;
Slim volume, simple structure , easy to wire;
2 axis step and servo motor control;
Support U disk read and write, program updates;
Easy and convenient to teach, support CSV directly importing processing data and MPG teach;
Support interpolation processing and index acceleration/deceleration movement;
Support software/hardware limit with more safe & reliable system;
Graphic pattern teach with intuition & convenience;
Support processing path display track;

ZM320- Brush Making Controller



5.6 inch true-color display, touch screen, friendly interface;
Slim volume, simple structure , easy to wire;
3 axis step and servo motor control;
Support U disk read and write, program updates;
Easy and convenient to teach, support CSV directly importing processing data and MPG teach;
Support interpolation processing and index acceleration/deceleration movement;
Support software/hardware limit with more safe & reliable system;
Graphic pattern teach with intuition & convenience;
Support processing path display track;

ZM420— Brush Making Controller



5.6 inch true-color display, touch screen, friendly interface;
Slim volume, simple structure , easy to wire;
4 axis step and servo motor control;
Support U disk read and write, program updates;
Easy and convenient to teach, support CSV directly importing processing data and MPG teach;
Support interpolation processing and index acceleration/deceleration movement;
Support software/hardware limit with more safe & reliable system;
Graphic pattern teach with intuition & convenience;
Support processing path display track;

Dispensing Controller

Features

- Support three axis space straight line interpolation , two axis arc and ellipse interpolation etc;
- Real time multi-task control technology and hardware interpolation technology ensure high reliability;
- 3340: 32 lines input, 16 lines output; 8848: 34 lines input, 18 lines output; 8860: 86 lines input, 40 lines output; 3540: 32 lines input, 16 lines output; 8540: 25 lines input, 8 lines output, fully optical coupling control, excellent anti-interference performance
- Support control of 4-8 adhesive injecting terminals;
- Use speed perspective arithmetic, automatic smooth corner speed, ensuring smooth process;
- Have abundant instruction sets: motion instructions such straight line, arc, single point and ellipse, and instructions such as port output, waiting input, delay pause, selecting glue gun, resetting motor, etc;
- Advanced editing functions such as batch modification, array copy, graph shift, graph zooming, automatic rounding and common graph library ect.
- Importing computer graphs: convert the graphs in the computer to PLT files or TCF files or G code files, and then convert to process files of adhesive injecting machine through the controller; each process file can save 100,000 process points
- Graph display function: display the graphs in the process files intuitively and display the process track dynamically in real time;
- Track lag adhesive open and advance adhesive close function, eliminating the adhesive stacking problem at the start point and end point;
- Wire drawing function: eliminating glue adhesive problem
- Support cycle processing, single processing, automatic processing and step processing ect
- File instruction and edit function, provide advanced edit functions such as batch modification, array copy, graph shift, graph zooming and automatic rounding; common graph library is also available;
- Flash memory reading-writing function: read and write process files in flash memory disk;
- Convenient help system, calling out help document by pressing shift+F1 in any interface.

Related Product Introduction

ADT-TV5500DJ 2-4 Axis Dispensing Controller (Split Type)



3D processing graphic , support PLT,TCF file;
Support instruction edit function and match with common graphic library;
Smooth track motion,speed perspective arithmetic;
Have abundant instruction sets, be able to satisfy all kinds of complex dispensing processing;
High performance-price.

ADT-TP3340DJ 2-4 Axis Dispensing Controller



5.7 inch touch display screen, interface intuitionistic and clear;
Data input by instructed type, operation simple and easy to study;
Support PLT format graphic leading-in function, simplified complex track motion;
Support double-head dispensing, more efficient;
With processing graph display function, file storage room reach 256M.

ADT-TP3540DJ 2-4 Axis Dispensing Controller



5.6 inch color display, touch type, friendly interface;
Thinnest volume, convenient connection;
Support single-double head dispensing;
Data input by instructed type, operation simple and easy to study;
Support PLT,TCF file,function, simplified complex track motion;
With processing graph display function.

Full-automatic visual dispensing coating controller



Adopt visual positioning, graph zooming, ensuring the accuracy of dispensing;
Adopt ADT-8860+PC(or notebook) +CCD program
Support motion graph editing and instruction and imposition positioning

Flame/Plasma Cutting Controller

Features

- Flame/plasma/laser integration;
- All of controller support G code format, HC4500 also can support TYPE3 , HC8200 can support ESSI code;
- Process modularizaion, user can change the modularizaion of processing move from software;
- Be able to support wire handheld box , HC6500 can suport wireless romote, convenient to testing;
- Support USB communication, flash copy, convenient to program update and copy;
- All of controller have english and chinese, HC4500, HC6500, HC4300 can support language of any country in the world;
- Software and hardware limited and alarming function, more safe;
- Customization software and hardware;
- Multi- graphics library function.

Related Product Introduction

ADT-HC4500 Flame/Plasma Cutting Controller



7 inch industrial color display, ARM processing technology , low power consumption, low cost solution;
 Perfect flame/plasma technology, cut sewing and backlash compensation functions;
 Support type 3 format;
 Friendly human-machine interface, editable graphics library, graphic transform, mutil-language design, online help system;
 Outage and breakpoint memory, back, select point and select line practical function;
 Large storage space, easy to handle big program operation.

ADT-HC8200 High-end Type Gantry Flame/Plasma Cutting Controller



The system adopts industrial computer as the processing core and windows operating system, multi-task, mutil-window and multi-thread technology, highly speed processing, conveniently operation and intuitivism;
 15 inch industrial level LCD display , plenty information;
 Perfect flame/plasma/dusting alignment/ plasma mark processing, gas compensation etc;
 Friendly human-machine interface, editalbe graphic libraries, vary graph, multi-language design as well as online helps system;
 Pause, continue, breakpoint & power failure memory, backward, forward and other practical functions;
 Super large storage space, can easily running big procedure.

ADT-HC6500 Popular Type Gantry Flame/Plasma Cutting Controller



10.4 inch LCD display , ARM processor technology;
 Perfect flame/plasma/dusting alignment/ plasma mark processing, gas compensation etc;
 Friendly human-machine interface, editalbe graphic libraries, vary graph, multi-language design as well as online helps system;
 Pause, continue, breakpoint & power failure memory, backward, forward and other practical functions;
 Support wireless control by long distant.

Wood Processing CNC Controller

Features

- ♦ After over half a century's development, woodworking machinery industry has established a complete system from education, research, development, manufacturing, testing to sales in China. The industry has become one of the important technical equipment industries in our country, playing an important role in the national economy.
- ♦ Wood processing has become a stable process system, with the degree of specialization continuously increasing. The rapid development of computer applications and CNC industry, have had an important role on wood processing technology for innovation, wood processing industry system changes, as well as the development of production processes and product design engineering, promoting woodworking machinery from a purely mechanical products over to automation and intelligent products.
- ♦ CNC technology in the future will go more deeply into many other process areas of the wood processing.

Deficiencies and problems in the industry

In CNC process of today's woodworking machinery industry, CNC process of woodworking lathe and milling machine is one of the most important content. CNC woodworking lathe and milling system currently used in the vast majority of the industry is not developed specifically for the woodworking industry, so there are many shortcomings and problems:

1. some using SCM, poor stability
2. System process is imperfect, not professional
3. Low processing efficiency
4. High cost for such control systems, and professional staff required for operation

Related Product Introduction

MCK300A Wood Processing CNC Controller



MCK300A Wood Processing CNC Controller is developed based on Adtech powerful strength. 1. Adopt ARM9 processor and high performance FPGA motion chip, with excellent stability and reliability

2. 7-inch LCD color screen, friendly display interface

3. Support woodworking lathe and milling technology, simple operation

4. Graphical display and processing real-time tracking function, can intuitively display graphic shape in processing document

5. The system supports two-pole control, and support pole once and multiple reciprocating processing technology, can greatly improve the efficiency of woodworking lathe and milling machining processing

6. DXF importing processing function, simplify generation process of processing document

7. Adopt laser shape scanning directly generate processing code, greatly reduce the operating requirements of the workers

8. USB communication function, support U disk process file copy and upgrade system, easy maintenance

9. System diagnostics function make customers can self-diagnose some of the hardware

10. Wireless remote control

Vision

Adtech is a leader in the field of motion control in China, not only approved by customers but also favored by many partners. Our company is trying to build the leading brand in the industry. MCK300A Wood Processing CNC Controller is built on the base of Adtech years of research and development strength. It has comprehensive functions, friendly interface, stable performance and easy to operate. it can greatly improve the efficiency of woodworking milling process, greatly reduce the operating requirements of the workers, is a highly cost-effective control system, will shine in woodworking CNC areas.

Turning /Lathe CNC Controller

Features

- With USB, flash and RS232COM communication etc., many kinds of communication modes, can easily realize different data transmission and software update. With network interface, the system supports remote monitoring and transmission process of DNC file;
- Open CNC platform, capable of customization system according to specific requirements;
- With complete self-diagnostic function, internal and external real-time display, it will show alarm if any exception;
- Support additional panel and external handheld box operation, it's convenient to cutter aligner for customers;
- Macro-variable, programming of macro definition, enable to many kinds of logical relation. Support macro programming with parameter being used, more convenient to user;
- DXF + G code template function, switching the DXF file to G code for processing automatically;
- Teaching function: teaching+simple command programming, adopt table teaching mode, easy and direct viewing;
- Graphic simulation function: display processing program's graph as well as tool's moving track in actual movement, simulate cutting tool process with the machine not running to check whether the program we edit is correct;
- Multi-interface option: support multi-language interface display, auto alarm when breakdown. Abundant process information display of process time, numbers;
- Parameter tabulate: The I/O address can be set randomly when the right data is put in the address of configuration table;
- Built-in PLC core, functions extending flexible.

Related Product Introduction

ADT-CNC4620 2 Axis Turning /Lathe CNC Controller



2 axis servo/step motor control;
Good HMI design;
Adopt embedded high speed processor and professional customized FPGA motion chip;
Comprehensive function, support standard G code, DXF file and Macro function;
With large capacity storage, convenient to customers;
Adopt high speed high accuracy algorithm to process to get good process effects.

Milling/Drilling CNC Controller

Features

- U disk reading function, can be simulated as electronic hard drive to read edit and process datas, satisfying all kinds of large program's workpiece processing;
- High process speed, can reach 20m/min;
- Complete, direct viewing of system running status, help user find problems in time, solve the problems easily;
- Support handheld box and extensional panel, convenient to operate;
- Support powerful B type macro resolving function, convenient for customers to develop their own motion control programs;
- DXF + G code template graph resolving;
- MST code external self define edit, easy to extend customers' functions;
- 3D graph simulation function;
- Power down save function, password protection function, screensaver function and so on;
- Fully compatible with FANUC, mitsubishi G code and many kinds of CAM software(such as masterCAM, UG and so on.);
- Built-in PLC core, functions extending flexible.

Related Product Introduction

3-6 axis NC module



3-6 axis step/servo motor control;
Adopt embedded high speed processor and professional customized FPGA motion ship;
NC core adopt preliminary treatment perspective track smooth treatment;
Run smoothly, can get good process effect;
Comprehensive function, support standard G code, DXF file and macro function;
Support multi-computer link through Ethernet, and apply in automatic production line assembly line work;
Equip with IO expansion bus (basic module output 40 points, input 50 points);

ADT-CNC4640 4 Axis Milling/Drilling CNC Controller



4 axis servo/step motor control;
Good HMI design;
Adopt embedded high speed processor and professional customized FPGA motion chip;
Comprehensive function, support standard G code, DXF file and Macro function;
With large capacity storage, convenient to customers;
With smart teaching, convenient and easy to use;
Adopt high speed high accuracy algorithm to process to get good process effects;
With high speed network data interchange interface.

ADT-CNC4940 4 Axis High Grade Milling/Drilling CNC Controller



10 inch big LCD screen;
4 axis servo/step motor control;
Good HMI design;
Adopt embedded high speed processor and professional customized FPGA motion chip;
With open interface, flexible to extend;
Comprehensive function, support standard G code, DXF file and Macro function;
With large capacity storage, convenient to customers;
Adopt high speed high accuracy algorithm to process to get good process effects;
With high speed network data interchange interface.

ADT-CNC4960 6 Axis Milling/Drilling CNC Controller



10 inch big LCD screen;
6 axis servo/step motor control;
Good HMI design;
Adopt embedded high speed processor and professional customized FPGA motion chip;
With open interface, flexible to extend;
Comprehensive function, support standard G code, DXF file and Macro function;
With large capacity storage, convenient to customers;
Adopt high speed high accuracy algorithm to process to get good process effects;
With high speed network data interchange interface.

Punching CNC Controller

Features

- Support multi-language option, cost effective;
- With CAM template guide edit function, easy to use;
- Support CAM file resolving process;
- Macro-variable, programming of macro definition, enable to many kinds of logical relation. Support macro programming with parameter being used, more convenient for user to program;
- With complete self-diagnostic function, internal and external real-time display, it will show alarm if any exception.

Related Product Introduction

NCT-02 2 Axis Punching CNC Controller



Support X Y 2 axis motion;
Easy to learn, friendly interface, convenient operation;
Can preview process track and real-time following;
Support twice relocation and clamp avoid function, realize palte no dead zone process;
With single punch, continuous punch, step punch etc. different kinds of punching mode, increase the process efficiency;
Can recognize CAD convert code, compatible with usual punching machine software code, support CAM template programming;
With complete self-diagnostic function, internal and external real-time display, it will show alarm if any exception.

NCT-04 4 Axis Punching CNC Controller



Add T axis die change control and C axis die rotary control;
Max support 36 working position, can customize mould library;
Easy to learn, friendly interface, convenient operation;
Can preview process track and real-time following;
Support twice relocation and clamp avoid function, realize palte no dead zone process;
With single punch, continuous punch, step punch etc. different kinds of punching mode, increase the process efficiency;
Can recognize CAD convert code, compatible with usual punching machine software code, support CAM template programming;
With complete self-diagnostic function, internal and external real-time display, it will show alarm if any exception.

CNC Engraving Control System

Features of System

- ◆ Support Multi-language ,More economic
- ◆ CAM mode guiding editing function, easy to use
- ◆ Support CAD file explanation processing
- ◆ Macro-Variable、 Macro definition Programming, realize kinds of logical relationship. Support to evoke the Macro-program with parameter, make more convenient to program.
- ◆ Complete Self-diagnose function, Real –time display the Status of Internal/External. Once abnormal, alarms.

Product's Introduction

DK300A 3 Axis CNC Engraving System



Control Axis, control X, Y, Z, axis, μm interpolation accuracy

Support several kinds of communications (USB,U disk, RS232COM),easy for user to realize different data transmitting and software upgrade.

With network port, support remote control and DNC file transmitting processing

Open platform, customize the system according to customer's demand

Complete Self-diagnose function, Real display the Status of Internal/External. Once abnormal, alarms
Support to use Additional Panel and Handheld Box, convenient for Tool Setting

Macro-Variable、 Macro definition Programming, realize kinds of logical relationship. Support to evoke the Macro-program with parameter, make more convenient to program.

DXF+G code mode function, change the DXF to G code processing automatic

Support the generated working file by MasterCAM, Type 3, ArtCam, UG, PROE software;

Pre-treat motion processing with rapid and intelligent speed, processing stable;

Teaching Function: Teaching+Command Program , apply the form teaching means, simple and direct

Graphic Simulation Function: Show the graphic of processing program and tool's moving track when in actual running; without control machine's running but do the processing of simulation tool path; check editing processing program true or false.

Multi-Interface Options

Supports multilingual interface display, automatic fault alarm. Rich processing information display, processing time, number of pieces

Parameter Tabular: Randomly sets the Input/output Address, only need to write the corresponding value in the Address Bar of the configuration table.

Color screen series key machine system

Color screen series key machine system

With 7 inch color LCD display screen, humanized operation interface, beautiful, information and clear, easy to operate;
Supports 2-4 axis stepper & servo motor control.

Support U disk read and write, to support hard and soft limit, support handwheel function; functional diversification, can process a variety of mainstream keys, easy customization;

Key parameters inputting use CAM way to simplify the programming step, the program inside needn't enter the key process parameters;

Tips can be referred while operating system, use easily; increasing 26 letters of the alphabet code, can handle both coded numbers and letters.

KY260A CNC key machine system



Using ARM + FPGA high-end hardware platform to improve stability and efficiency of the system itself;
Supports two-axis milling and general milling teeth function, can process simple accessories of lockmaking industry;

With the functions of key -coded jump-select processing, custom processing, screening generated, conditional judgment, special processing, automatic grouping, automatic generation, etc;

The specific products which is based on milling system development, with the characteristics of low cost, functional, versatile, high efficiency, small size, easy to operate, easy to use, etc;

Can be processed with lines according to the special requirements of customers;

KY360A CNC key machine system



Using ARM + FPGA high-end hardware platform to improve stability and efficiency of the system itself;

Most of common key can be processed in key processing industry, as keys with within bilateral, external bilateral, snake, double-deck, etc; Can process common accessories of lockmaking industry;

With the functions of key -coded jump-select processing, custom processing, screening generated, conditional judgment, special processing, automatic grouping, automatic generation, etc;

The specific products which is based on milling system development, with the characteristics of low cost, functional, versatile, high efficiency, small size, easy to operate, easy to use, etc;

Can be processed with lines according to the special requirements of customers;

KY460A CNC key machine system



Using ARM + FPGA high-end hardware platform to improve stability and efficiency of the system itself;

Most of common key can be processed in key processing industry with double power head, as keys with within bilateral, external bilateral, snake, double-deck, etc; Can process common accessories of lockmaking industry;

With the functions of key -coded jump-select processing, custom processing, screening generated, conditional judgment, special processing, automatic grouping, automatic generation, etc;

The specific products which is based on milling system development, with the characteristics of low cost, functional, versatile, high efficiency, small size, easy to operate, easy to use, etc;

Can be processed with lines and the new special key customization according to the special requirements of customers;

Scara Robot Applications



PCBA Plug



Logo inspection



Screwing



Loading



High speed transportation



Plug-in machine PCB loading



Shear injection nozzle



Deburring



Soldering



Visual sorting




Barcode scanning



Screwing

Robots Instant Selection Table

Model			AR3215	AR4215	AR5215	AR6520	AR7520	AR8520	AR61030	
Diagram										
Species			SCARA	SCARA	SCARA	SCARA	SCARA	SCARA	SCARA	
Number of axes			4	4	4	4	4	4	4	
Arm length			300mm	400mm	500mm	600mm	700mm	800mm	600mm	
Axis specification	X axis	Arm length	100mm	200mm	300mm	300mm	400mm	500mm	200mm	
		Rotation range	±127°	±127°	±127°	±130°	±130°	±130°	±135°	
	Y axis	Arm length	200mm	200mm	200mm	300mm	300mm	300mm	400mm	
		Rotation range	±142°	±142°	±142°	±140°	±140°	±140°	±150°	
	Z axis	Route	150mm	150mm	150mm	200mm	200mm	200mm	300mm	
	R axis	Rotation range	±360°	±360°	±360°	±360°	±360°	±360°	±360°	
Highest speed			X axis	600°/s	600°/s	600°/s	375°/s	300°/s	250°/s	375°/s
			Y axis	600°/s	600°/s	600°/s	600°/s	600°/s	600°/s	375°/s
			X, Y-axis synthesis	5.2m/s	6.3m/s	7.3m/s	7.1m/s	6.8m/s	6.6m/s	6.5m/s
			Z axis	1.3m/s	1.3m/s	1.3m/s	1.1m/s	1.1m/s	1.1m/s	1.4m/s
			R axis	1667°/s	1667°/s	1667°/s	1500°/s	1500°/s	1500°/s	1000°/s
Standard Cycle Time			0.5s	0.45s	0.5s	0.6s	0.6s	0.6s	0.65s	
Repeat positioning accuracy		X, Y-axis	±0.01mm	±0.01mm	±0.01mm	±0.015mm	±0.015mm	±0.015mm	±0.02mm	
		Z axis	±0.01mm	±0.01mm	±0.01mm	±0.01mm	±0.01mm	±0.01mm	±0.015mm	
		R axis	±0.005°	±0.005°	±0.005°	±0.005°	±0.005°	±0.005°	±0.005°	
Rated / max load			2kg/5kg	2kg/5kg	2kg/5kg	5kg/10kg	5kg/10kg	5kg/10kg	10kg/20kg	
R axis allows load moment of inertia (Rated / max)			0.01 kg·m2	0.01 kg·m2	0.01 kg·m2	0.05 kg·m2	0.05 kg·m2	0.05 kg·m2	0.5kg·m2	
			0.04 kg·m2	0.04 kg·m2	0.04 kg·m2	0.2 kg·m2	0.2 kg·m2	0.2 kg·m2	1 kg·m2	
User signal line			0.2sq * 16 lines, 8 outputs, 6 inputs	0.2sq * 16 lines, 8 outputs, 6 inputs	0.2sq * 16 lines, 8 outputs, 6 inputs	0.2sq * 16 lines, 8 outputs, 6 inputs	0.2sq * 16 lines, 8 outputs, 6 inputs	0.2sq * 16 lines, 8 outputs, 6 inputs	0.2sq * 16 lines, 8 outputs, 6 inputs	
Users pipe			Φ6*2 roots	Φ6*2 roots	Φ6*2 roots	Φ6*2 roots	Φ6*2 roots	Φ6*2 roots	Φ6*2 roots	
Limit protection			Software limit Mechanical limit (X, Y, Z axis)	Software limit Mechanical limit (X, Y, Z axis)	Software limit Mechanical limit (X, Y, Z axis)	Software limit Mechanical limit (X, Y, Z axis)	Software limit Mechanical limit (X, Y, Z axis)	Software limit Mechanical limit (X, Y, Z axis)	Software limit Mechanical limit (X, Y, Z axis)	
Weight			13.1kg	13.3kg	13.6kg	24.3kg	25kg	26.5kg	32.8kg	

	AR7225	FR5215	TR3208	TR4208	TR5208	Model	SD500	SD700	
						Diagram			
	SCARA	SCARA	SCARA	SCARA	SCARA	Species	Vertical multi-joint	Vertical multi-joint	
	4	4	3	3	3	Number of axes	6	6	
	700mm	550mm	300mm	400mm	500mm	Arm length	500mm	700mm	
	400mm	250mm	100mm	200mm	300mm	Range of motion	J1	±170°	±170°
	±130°	±180°	±127°	±127°	±127°		J2	±115°	±115°
	300mm	300mm	200mm	200mm	200mm		J3	+40°~-220°	+40°~-220°
	±140°	±180°	±142°	±142°	±142°		J4	±185°	±185°
	250mm	150mm	80mm	80mm	80mm		J5	±125°	±125°
	±360°	±360°					J6	±360°	±360°
	375°/s	528°/s	600°/s	600°/s	600°/s	Maximum speed	J1	375°/s	250°/s
	600°/s	381.8°/s	375°/s	375°/s	375°/s		J2	375°/s	185°/s
	7.7m/s	7.1m/s	4.45m/s	5.5m/s	6.5m/s		J3	430°/s	290°/s
	1.21m/s	1.3m/s	0.83m/s	0.83m/s	0.83m/s		J4	460°/s	460°/s
	1500°/s	1666.7°/s					J5	460°/s	460°/s
	0.45s	0.4s	0.5	0.45	0.5		J6	600°/s	600°/s
	±0.015mm	±0.01mm	±0.01mm	±0.01mm	±0.01mm	Repeat positioning accuracy		±0.02mm	±0.03mm
	±0.01mm	±0.01mm	±0.01mm	±0.01mm	±0.01mm	Wrist load	Rated	3kg	3kg
	±0.005°	±0.005°					Maximum	5kg	5kg
	2kg/5kg	2kg/5kg	2kg/5kg	2kg/5kg	2kg/5kg	Maximum allowable instantaneous torque	J5	35Nm	35Nm
	0.01 kg·m2	0.01 kg·m2					J6	24Nm	24Nm
	0.04 kg·m2	0.04 kg·m2				User signal line		0.14 sq * 16 lines	0.14 sq * 16 lines
Inputs	0.2sq * 16 lines, 8 outputs, 6 inputs	0.2sq * 16 lines, 8 outputs, 6 inputs	0.2sq * 16 lines, 8 outputs, 6 inputs	0.2sq * 16 lines, 8 outputs, 6 inputs	0.2sq * 16 lines, 8 outputs, 6 inputs	Users pipe		Φ4*4roots	Φ4*4roots
Accessories	Φ6*2 roots	Φ6*2 roots	Φ6*2 roots	Φ6*2 roots	Φ6*2 roots	Installation		Suits, flip, side-mounted	Suits, flip, side-mounted
Limit	Software limit Mechanical limit (X, Y, Z axis)	Software limit Mechanical limit (X, Y, Z axis)	Software limit Mechanical limit (X, Y, Z axis)	Software limit Mechanical limit (X, Y, Z axis)	Software limit Mechanical limit (X, Y, Z axis)	Limit protection		Software limit Mechanical limit	Software limit Mechanical limit
	20.7kg	21kg	11.5kg	11.8kg	12.1kg	Weight		28Kg	30Kg

SA1400 Welding Robot

SA 1400

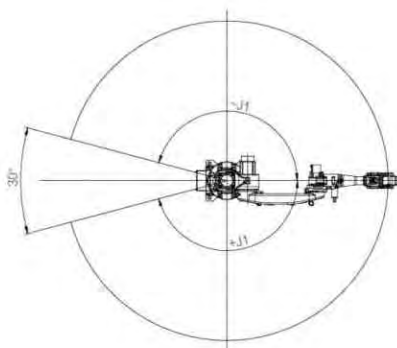
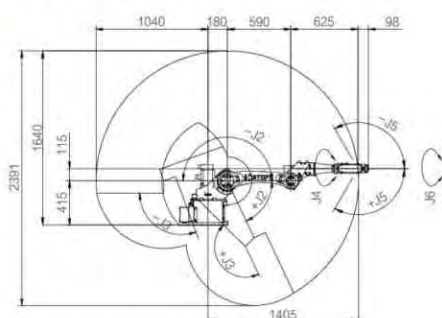
Product Introduction

SA Series robots are compact, small and lightweight, ideal for welding application due to its high stability. It can realize high welding-path accuracy, considerably reduce welding cycle-time, and extend the lifetime of tubes and cables. In addition, SA Series robots can fit in narrow working space and can be floor mounted, inverted or tilted in any angle.

Main Applications

- ▲ Arc welding
- ▲ Material handling
- ▲ Cutting
- ▲ Palletizing

Working Space



Technical Specifications

Model		SA 1400
Wrist Payload		6 kg
Max Working Radius		1405 mm
DOF		6
Max Speed	J1	150° /s
	J2	150° /s
	J3	160° /s
	J4	360° /s
	J5	320° /s
	J6	360° /s
Max Operation Area	J1	±165°
	J2	+65° ~ -180°
	J3	+160° ~ -110°
	J4	±170°
	J5	±120°
	J6	±360°
The Max Moment Allowable Torque	J5	54 Nm
	J6	23 Nm
Weight		143 kg
Position Repeatability		±0.05 mm
Working Temperature		0 ~ 45°C
IP Protection Level of Robot		IP40
IP Protection Level of Control Cabinet		IP30



6-axis robot control system



RX600 SERIES

- EtherCAT · POWERLINK bus-type
- Load range : 5-270 kg

Basic specifications

Electric	Stable input voltage : Three-phase 380VAC 50Hz or 220VAC 50Hz
	Power supply : 20KVA (max)
	Power frequency : 50Hz
	Ambient temperature : 0 - 40°C
	Environment humidity : 45 - 80% RH
Control	Number of axes : maximum expansion of 12
	Advanced multiprocessing control system
	Advanced Robot Editing Language
	Portable, open, and extensible
Safety	Pre-installed software, and supply a CD-ROM
	Emergency safety shutdown
	Two - channel safety circuit with detection
Digital	Three starter
	Reserved external security interface
Field-bus	24 VDC or Relay signal
	EtherCAT
	POWERLINK
	CANopen
	EtherNet/IP

Applications



Spot welding robot + Arc welding robot



Handling robot



Palletizing robot



Stamping and bending robot

Template machine control system



MTC500

- Using a special PC software to import graphics graphics capabilities.
- Support 4-axis template machine applications
- A full range of servo drive and motor products can be supporting
- One-stop solution · Can provide full range of control, man-machine, drive and motor products

Product Configuration

Model	Description
Control system	MTC500 4-axis
HMI	TV8100CM/TV9008CM 8-inch true color large display
Servo driver	QXM Servo driver/QH Hybrid Servo Drives/ Refer to the manual for the ADTECH driven and motor selection
Motor	Refer to the manual for the ADTECH driven and motor selection
Other accessories	Wire etc.

Samples



Uncompensated sharp corners



Sharp compensated



Processing effect on down : straight line, arc, broken line, rectangle, inversion



Slash effect



Leather on the integrated processing : Lines, corners, arcs

Industrial Applications



Clothing processing



Leather processing



Toy processing



Mats, bags, cushions and others

ADTECH Gantry Welding Robot



Model: BK-CHLM100*45

Features: According to the product needs, can be arbitrarily welded the trajectory and speed, you can weld any one or more sections of the curve combination, in order to achieve the best results of the weld, using imported linear walking module, to achieve welding torch precise positioning and work.

Device parameters:

Working range: X axis travel: 2500MM,

Y axis travel: 700MM, Z axis travel: 200MM

U-axis: 370-degree rotation

Welding speed: 10-100MM / S, welding thickness: 0.5-25MM

Welding power: According to the product process

requirements, matching CO₂ gas protection

MIG, TIG and Plasma welding machines

Equipment size: 1500 * 700 * 2000 (L * W * H)

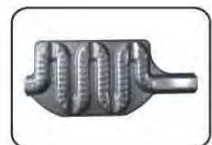
Applicable work piece: the furniture industry, automobile

and motorcycle bicycle accessories

industry, lighting industry, sanitary

ware, sports equipment and other

hardware industries.



ADTECH (SHENZHEN) TECHNOLOGY CO., LTD.

Address: 5th Floor, Tianxia IC Industrial Park, Majialong, Yiyuan Road, Nanshan District, Shenzhen City, Guangdong Province, P.R.China

Tel : +86-755-2609 9116

Fax: +86-755-2672 2718

Mob: +86 139 0296 6285

Email: export@machine-controller.com

Website: www.machine-controller.com

www.adtechen.com

Headquarter (Shanghai)

Shanghai STEP Electric Corporation.

Add: No 289, Xinqin Road, Jiading District

Shanghai, China. Post Code: 201801

Robot Factory

Add: No.1560, Siyi Road, Jiading District

Shanghai, China. Post Code: 201801

ADTECH National Agents :

Turkey Agent

Caner Yüksel

Uzunçayır Cad. No:39 Kadıköy İş Merkezi C1

Blok D:12 Hasanpaşa, Kadıköy/İstanbul Kroki

Vietnam Agent

HÀ QUANG KHÀI

66/328 - Phạm Văn Thuận- Tổ 2- Khu Phố 1

- Phường Tân Mai - Biên Hòa - Đồng Nai

India Agents

Adnan

70/71 Mohammedi Manzil,

next to ruhani hotel,

Mohammedali road,

Masjid Bunder, Mumbai 400003

Korea Agent

대표 이희

부산시 금정구 금사로 206 번지 609-845

Sandeep

7, Krishna Estate, Plot No. 3606,

Phase-4, GIDC Vatva,

Ahmedabad-382445



Distributors for Australia & New Zealand

MOTION TECHNOLOGIES PTY LTD

24/22-30 Northumberland Road

Caringbah NSW 2229 Australia

Phone: (02) 9524 4782

Fax: (02) 9525 3878

sales@motiontech.com.au

www.motiontech.com.au