www.motiontech.com.au

Drive Slew Rings



S L E W I N G D R I V E

Index to Drive Slew Rings

Basic Model Nbr	Page number	Gear type	Frame	Output shaft seals	Number of input shafts	Bore, mm	Output speed rpm	Output torque, kNm		Axial Load, kN		Radial Load, kN		Tilting Moment [1] kNm	Gear ratio	Gear Backlash [2]	Weight kg
							Rated	Rated	Static	Rated	Static	Rated	Static	Static	*x*:1		
DSRW7-xxxx	7	Worm	Open	None	Single	105	2	3.5	20.0	63	220	48	90	14.2	47	<0.15°	29.0
DSRW9-xxxx	8	Worm	Open	None	Single	145	2	8.0	34.5	136	578	115	215	35.6	62	<0.15°	40.0
DSRW12-xxxx	9	Worm	Open	None	Single	229	2	9.5	43.0	190	760	148	280	57.0	79	<0.15°	52.0
DSRW14-xxxx	10	Worm	Open	None	Single	255	2	10.8	48.0	230	960	200	360	71.2	86	<0.15°	62.0
DSRW17-xxxx	11	Worm	Open	None	Single	312	2	12.9	58.0	280	116	231	435	142.4	104	<0.1°	82.0
DSRW19-xxxx	12	Worm	Open	None	Single	380	2	18.5	80.1	290	1400	250	525	170.0	94	<0.1°	95.0
DSRW21-xxxx	13	Worm	Open	None	Single	425	2	28.7	105.8	385	1598	335	640	203.0	90	<0.1°	139.0
DSRW25-xxxx	14	Worm	Open	None	Single	525	2	34.2	158.3	590	2360	470	945	310.0	104	<0.1°	176.0
DSRWE9-xxxx	15	Worm	Enclosed	2 x Wipers	Single	145	2	8.0	34.5	136	578	115	215	35.6	62	<0.15°	48.5
DSRWE12-xxxx	16	Worm	Enclosed	2 x Wipers	Single	229	2	9.5	43.0	190	760	148	280	57.0	79	<0.15°	61.0
DSRWE14-xxxx	17	Worm	Enclosed	2 x Wipers	Single	265	2	10.8	48.0	230	960	200	360	71.2	86	<0.15°	68.0
DSRWE17-xxxx	18	Worm	Enclosed	2 x Wipers	Single	332	2	12.9	58.0	280	116	231	435	142.4	104	<0.1°	90.0
DSRWE21-xxxx	19	Worm	Enclosed	2 x Wipers	Single	425	2	28.7	105.8	385	1598	335	640	203.0	90	<0.1°	169.0
DSRWE25-xxxx	20	Worm	Enclosed	2 x Wipers	Single	525	2	34.2	158.3	590	2360	470	945	310.0	104	<0.1°	199.0
DSRWE28-xxxx	21	Worm	Enclosed	2 x Wipers	Single	600	2	40.0	250.0	850	3400	680	1360	600.0	110	<0.15°	403.0
DSRWEA7-xxxx	22	Worm	Enclosed	Oil + wiper	Single	105	2	3.5	20.0	63	220	48	90	14.2	47	<0.15°	35.0
DSRWEA9-xxxx	23	Worm	Enclosed	Oil + wiper	Single	145	2	8.0	34.5	136	578	115	215	35.6	62	<0.15°	53.0
DSRWEA12-xxxx	24	Worm	Enclosed	Oil + wiper	Single	229	2	9.5	43.0	190	760	148	280	57.0	79	<0.15°	66.8
DSRWEA14-xxxx	25	Worm	Enclosed	Oil + wiper	Single	265	2	10.8	48.0	230	960	200	360	71.2	86	<0.13°	75.0
DSRWEA14-2-xxxx	26	Worm	Enclosed	Oil + wiper	Double	265	2	10.8	48.0	230	960	200	360	71.2	86	<0.13°	90.0
DSRWEA15-xxxx	27	Worm	Enclosed	Oil + wiper	Single	300	2	12.0	50.0	240	1000	220	400	90.0	92	<0.1°	66.0
DSRWEA17-xxxx	28	Worm	Enclosed	Oil + wiper	Single	332	2	12.9	58.0	280	116	231	435	142.4	104	<0.1°	96.0
DSRWEA17-2-xxxx	29	Worm	Enclosed	Oil + wiper	Double	332	2	19.4	58.0	280	116	231	435	142.4	104	<0.15°	115.0
DSRWEA19B-xxxx	30	Worm	Enclosed	Oil + wiper	Single	380	2	18.5	80.1	290	1800	250	675	196.0	94	<0.1°	118.0
DSRWEA21-xxxx	31	Worm	Enclosed	Oil + wiper	Single	425	2	28.7	105.8	385	1598	335	640	203.0	90	<0.1°	172.0
DSRWEA21-2-xxxx	32	Worm	Enclosed	Oil + wiper	Double	425	2	48.0	179.9	385	1598	335	640	203.0	90	<0.13°	205.0
DSRWEA25-xxxx	33	Worm	Enclosed	Oil + wiper	Single	525	2	34.2	158.3	590	2360	470	945	310.0	104	<0.1°	202.0
DSRWEA25-2-xxxx	34	Worm	Enclosed	Oil + wiper	Double	512	2	58.0	247.0	590	2360	470	945	310.0	108	<0.12°	273.0
DSRWEA28-xxxx	35	Worm	Enclosed	Oil + wiper	Single	600	2	40.0	250.0	850	3400	680	1360	600.0	110	<0.15°	418.0
DSRWEB7-xxxx	36	Worm	Enclosed	Duplex Oil	Single	105	2	3.5	20.0	63	220	48	90	14.2	47	<0.15°	37.0
DSRWEB9-xxxx	37	Worm	Enclosed	Duplex Oil	Single	145	2	8.0	34.5	136	578	115	215	35.6	62	<0.15°	54.0
DSRWEB12-xxxx	38	Worm	Enclosed	Duplex Oil	Single	229	2	9.5	43.0	190	760	148	280	57.0	79	<0.15°	70.0
DSRWEB14-xxxx	39	Worm	Enclosed	Duplex Oil	Single	265	2	10.8	48.0	230	960	200	360	71.2	86	<0.13°	76.0
DSRWEB14-2-xxxx	40	Worm	Enclosed	Oil + wiper	Double	265	2	16.2	82.0	230	960	200	360	71.2	86	<0.15°	92.0
DSRWEB15-xxxx	41	Worm	Enclosed	Duplex Oil	Single	300	2	12.0	50.0	240	1000	220	400	90.0	92	<0.1°	68.0
DSRWEB17-xxxx	42	Worm	Enclosed	Duplex Oil	Single	332	2	12.9	72.3	280	1166	231	435	142.4	104	<0.1°	101.0
DSRWEB17-2-xxxx	43	Worm	Enclosed	Duplex Oil	Double	332	2	19.4	94.0	280	1166	231	435	142.4	104	<0.15°	121.0
DSRWEB19B-xxxx	44	Worm	Enclosed	Duplex Oil	Single	380	2	18.5	80.1	290	1800	250	675	196.0	94	<0.1°	128.0
DSRWEB21-xxxx	45	Worm	Enclosed	Duplex Oil	Single	425	2	28.7	105.8	385	1598	335	640	203.0	90	<0.1°	182.0
DSRWEB21-2-xxxx	46	Worm	Enclosed	Duplex Oil	Double	425	2	48.0	179.9	385	1598	335	640	203.0	90	<0.13°	213.0
DSRWEB25-xxxx	47	Worm	Enclosed	Duplex Oil	Single	525	2	34.2	158.3	590	2360	470	945	310.0	104	<0.1°	212.0
DSRWEB25-2-xxxx	48	Worm	Enclosed	Duplex Oil	Double	512	2	58.0	247.0	590	2360	470	945	310.0	108	<0.12°	280.0
DSRSE3C/PE3C-xxxx	49	Spur	Enclosed	Duplex Oil	Single	none	2	0.4	2.0	9.6	30	8	16.6	1.1	62	<0.2°/<0.15°	12.0
DSRSE5C/PE5C-xxxx	50	Spur	Enclosed	Duplex Oil	Single	40	2	0.6	5.0	14.4	45	11	22	2.8	62	<0.2°/<0.12°	16.0
DSRSE7A/PE7A-xxxx	51	Spur	Enclosed	Oil + wiper	Single	98	2	1.5	10.4	32	133	28	53	13.5	73	<0.2°/<0.11°	25.0
DSRSE9A/PE9A-xxxx	52	Spur	Enclosed	2 x Wipers	Single	145	2	6.5	34.5	81	338	71	135	33.9	61	<0.17°/<0.09°	49.0
DSRSE12A/PE12A-xxxx	53	Spur	Enclosed	2 x Wipers	Single	229	2	7.5	43.0	114	475	100	190	54.3	78	<0.17°/<0.07°	61.0
DSRSE14A/PE14A-xxxx	54	Spur	Enclosed	2 x Wipers	Single	265	2	8.0	48.0	133	555	117	222	67.8	85	<0.17°/<0.09°	64.0
DSRSE17A/PE17A-xxxx	55	Spur	Enclosed	2 x Wipers	Single	324	2	10.0	58.0	235	970	205	390	135.6	102	<0.15°/<0.09°	105.0
DSRSE21/PE21-xxxx	56	Spur	Enclosed	2 x Wipers	Single	432	2	15.0	70.5	385	1598	335	640	203.0	125	<0.15°/<0.09°	149.0
DSRSE25/PE25-xxxx	57	Spur	Enclosed	2 x Wipers	Single	512	2	18.0	84.5	590	2360	470	945	271.0	150	<0.15°/<0.09°	204.0
DSRSEA9/PEA9-xxxx	58	Spur	Enclosed	Oil + wiper	Single	145	2	6.5	34.5	81	338	71	135	33.9	61	<0.17°/<0.09°	48.0
DSRSEA12/PEA12-xxxx	59	Spur	Enclosed	Oil + wiper	Single	229	2	7.5	43.0	114	475	100	190	54.3	78	<0.17°/<0.07°	63.0
DSRSEA14/PEA14-xxxx	60	Spur	Enclosed	Oil + wiper	Single	265	2	8.0	48.0	133	555	117	222	67.8	85	<0.17°/<0.09°	64.0
DSRSEA17/PEA17-xxxx	61	Spur	Enclosed	Oil + wiper	Single	350	2	10.0	58.0	235	970	205	390	135.6	102	<0.15°/<0.09°	88.0
DSRSEA21/PEA21-xxxx	62	Spur	Enclosed	Oil + wiper	Single	425	2	15.0	70.5	385	1598	335	640	203.0	125	<0.15°/<0.09°	140.0
DSRSEA25/PEA25-xxxx	63	Spur	Enclosed	Oil + wiper	Single	527	2	18.0	84.5	590	2360	470	945	270.0	150	<0.15°/<0.09°	165.0
DSRSEB7/PEB7-xxxx	64	Spur	Enclosed	Duplex Oil	Single	98	2	1.5	10.4	32	133	28	53	13.5	73	<0.20°/<0.11°	26.0
DSRSEB9/PEB9-xxxx	65	Spur	Enclosed	Duplex Oil	Single	145	2	6.6	34.5	81	338	71	135	33.9	61	<0.17°/<0.09°	49.0
DSRSEB12/PEB12-xxxx	66	Spur	Enclosed	Duplex Oil	Single	229	2	7.5	43.0	114	475	100	190	54.3	78	<0.17°/<0.07°	68.0
DSRSEB14/PEB14-xxxx	67	Spur	Enclosed	Duplex Oil	Single	265	2	8.0	48.0	133	555	117	222	67.8	85	<0.17°/<0.09°	74.0
DSRSEB17C/PEB17C-xxxx	68	Spur	Enclosed	Duplex Oil	Single	350	2	10.0	58.0	235	970	205	390	135.6	102	<0.15°/<0.09°	92.0
DSRSEB21/PEB21-xxxx	69	Spur	Enclosed	Duplex Oil	Single	430	2	15.0	70.5	385	1598	335	640	203.0	125	<0.15°/<0.09°	142.0
DSRSEB25/PEB25-xxxx	70	Spur	Enclosed	Duplex Oil	Single	520	2	18.0	84.5	590	2360	470	945	271.0	150	<0.15°/<0.09°	168.0
DSRHSE7-xxxx	71	Worm	Enclosed	Duplex Oil	Single	98	2	3.5	20.0	63	220	48	90	14.2	47	<0.15°	37.5
DSRHSE9-xxxx	72	Worm	Enclosed	Duplex Oil	Single	138	2	8.0	34.5	136	578	115	215	35.6	62	<0.15°	55.5
DSRHSE12-xxxx	73	Worm	Enclosed	Duplex Oil	Single	220	2	9.5	43.0	190	760	148	280	57.0	79	<0.15°	74.0
DSRHSE14-xxxx	74	Worm	Enclosed	Duplex Oil	Single	256	2	10.8	48.0	230	960	200	360	71.2	86	<0.13°	82.0
DSRHSE17-xxxx	75	Worm	Enclosed	Duplex Oil	Single	322	2	12.9	72.3	280	116	231	435	142.4	104	<0.10°	108.0
DSRHSE19-xxxx	76	Worm	Enclosed	Duplex Oil	Single	370	2	18.5	80.1	290	1800	250	675	196.0	94	<0.10°	122.0
DSRHSE21A-xxxx	77	Worm	Enclosed	Duplex Oil	Single	425	2	28.7	105.8	385	1598	335	640	203.0	90	<0.10°	188.0
DSRHSE21A-2-xxxx	78	Worm	Enclosed	Duplex Oil	Double	425	2	48.0	179.9	385	1598	335	640	203.0	90	<0.10°	205.0
DSRHSE25-xxxx	79	Worm	Enclosed	Duplex Oil	Single	512	2	25.0	180.0	590	2360	470	945	30.0	94	<0.15°	255.0
DSRHSE25-2-xxxx	80	Worm	Enclosed	Duplex Oil	Double	512	2	50.0	180.0	590	2360	470	945	60.0	94	<0.15°	275.0
DSRHESPN-0223-xxxx	81	Spur	Enclosed	2 x Wipers	Single	145	5	tba	tba	81	338	71	135	24.0	5	on request	53.0
DSRHESPN-0480-xxxx	82	Spur	Enclosed	Oil + wiper	Single	382	5	18.5	tba	tba	2800	tba	1000	250.0	5	on request	131.0
DSR1000-xxxx	83	Planetary	Enclosed	Duplex Oil	Single	n/a	50 (nominal)	0.5	1.0	tba	tba	tba	tba	tba	45	on request	53.5
DSR4000-xxxx	84	Planetary	Enclosed	Duplex Oil	Single	n/a	40 (nominal)	2.8	5.6	tba	tba	tba	tba	tba	64	on request	39.9

1. Decreases as axial load increases, refer to chart at page number
2. Bearing clearance on request

Drive Slew Ring order code

(request 2D or 3D drawings if required)

Basic model number					Gear		Worm shaft & position				Motor			OEM
DSR-	S	E	14	A -	?	B -	B	H -	2	R -	X	A	xxxx -	

(Omit if standard design)
Custom build code number

None Hydraulic motor included or no motor
xxxxx Electric motor watts if included (add separate text with full details including any pre-reducer required)

A Away, hydraulic port direction
I In, hydraulic port direction
U Up, hydraulic port direction
D Down, hydraulic port direction
None For electric motor or without motor

X Hydraulic motor displacement (cc/rev.)
? Insert electric motor type (AC or DC or BLDC)
None Without motor

R Right, motor position
L Left, motor position
F Front, motor position
B Back, motor position
None Position n/a for spur & planetary gearing

None For single input shaft (for worm, spur & planetary gears)
2 Two worm shafts/worm wheel (for high output torque OR positioning)

None Blanking end cap (opposite side to input)
H Hex manual drive (opposite side to input)
E Encoder (when mounted opposite side to drive input)

None Hydraulic motor is included
B SAE 6B spline (for customer supplied hydraulic motor)
12 12mm hole with keyway
16 16mm hole with keyway
25 25mm hole with keyway
} Usually for electric motor or customer supplied motor (specials on request)

None Metric blind screw holes
B Imperial blind screw holes
T Through hole on inner ring and Metric blind screw hole on outer ring
I Metric through screw hole on inner ring and metric blind screw hold on outer ring
BT Through clearance hole on inner ring and Imperial blind screw hole on outer ring
BI Imperial through screw hole on inner ring and imperial blind screw hole on outer ring

? Insert reduction ratio per catalogue details (model dependent)

None Lip wipers output side (S, W & HESPN series)
A Lip wiper + Oil seal output side (for SE7A)
C Dual oil seals output side

3 Nominal ball path diameter (inches)
5 Nominal ball path diameter (inches)
7 Nominal ball path diameter (inches)
9 Nominal ball path diameter (inches)
12 Nominal ball path diameter (inches)
14 Nominal ball path diameter (inches)
17 Nominal ball path diameter (inches)
19 Nominal ball path diameter (inches)
21 Nominal ball path diameter (inches)
25 Nominal ball path diameter (inches)
0223 Nominal ball path diameter (mm)
0480 Nominal ball path diameter (mm)
1000 Electric wheel hub (c/w either DC or AC motor)
4000 Wheel hub

E Enclosed housing with dual lip wipers on output side
EA Enclosed housing with oil seal & lip wiper on output side
EB Enclosed housing with duplex oil seals on output side
None Open worm housing (worm shaft input is housed)

S Helical output gear
W Worm output gear
Z Zero backlash worm gear (on request only)
P Precision select fit worm whhel and shaft (low backlash)
HS Heavy load, worm output gear
HESPN Spur gear slew ring with mating pinion gear
PL Planetary (wheel hubs only)
V &/or D Vertical mount and Dual axis available, see separate catalogue

MOTORS OPTION
动力选配

PROJECT CASE
工程案例

湿喷机
Wet Shotcreting Machine

高空作业车
Aerial Work Platform

混凝土搅拌车
Concrete Mixer

港口设备
Port Machine

巷道修复机
Roadway Repair Machine

多功能钻机
Multi-purpose Drill

抓木机
Forestry Machine

随车起重机
Truck Crane



自动转台
Machine Tools+ Automation

医疗设备
Medical Devices

清污车
Sewage Suction Truck

真空泵车
Vacuum Pump Truck

W7

UNITS/单 位:mm
1inch=25.4mm

Weight:29kg

FRONT VIEW
正视图

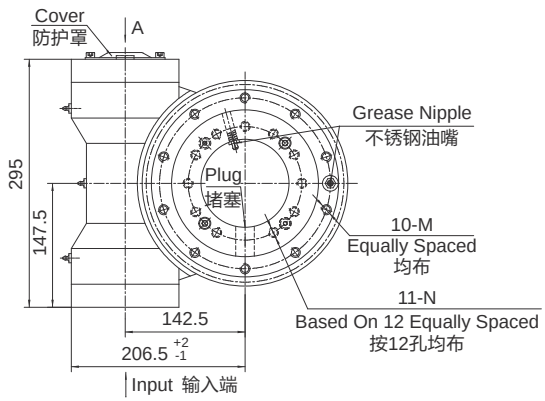

SIDE VIEW
侧视图

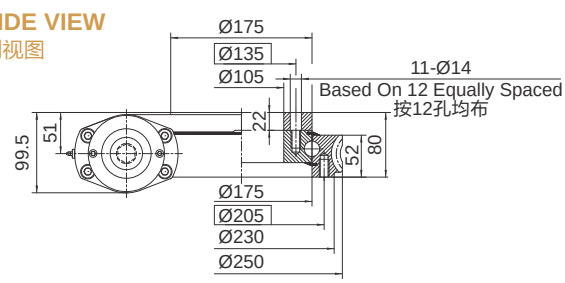

INPUT 输入端视图

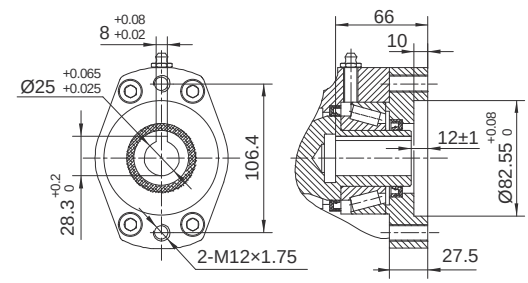

Ø25

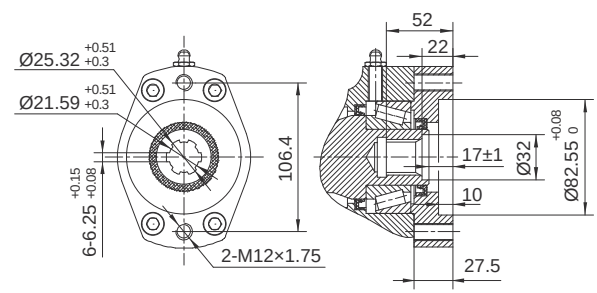

6B Spline花键

承载力矩图 MOMENT LOAD CHART

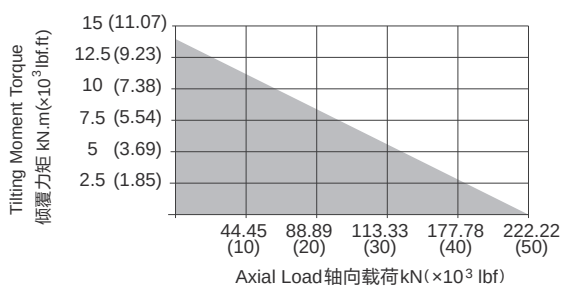

安装孔选项 Mounting Holes Option

Code 代码	M (Outer Ring 外圈)	N (Inner Ring 内圈)
—	M12×1.75 Tap (攻深)22	M12×1.75 Tap (攻深)22
T	M12×1.75 Tap (攻深)22	Ø14 Thru (通孔)
B	1/2"-13UNC-2B Tap (攻深)22	1/2"-13UNC-2B Tap (攻深)22
BT	1/2"-13UNC-2B Tap (攻深)22	Ø14 Thru (通孔)

性能参数表 Slewing Drive Performance Parameters

Output Torque	Tilting Moment Torque	Holding Torque	Static Axial Rating	Static Radial Rating	Dynamic Axial Rating	Dynamic Radial Rating	Gear Ratio	Tracking Precision	Weight
输出转矩	倾覆力矩	保持力矩	轴向静载荷	径向静载荷	轴向动载荷	径向动载荷	减速比	精度等级	重量
3.5 kN.m	14.2 kN.m	20 kN.m	220 kN	90 kN	63 kN	48 kN	47 : 1	≤ 0.15°	29kg
2583 lbf.ft	10.5×10³ lbf.ft	14.8×10³ lbf.ft	49.5×10³ lbf	20.2×10³ lbf	14.2×10³ lbf	10.8×10³ lbf			

"A" VIEW AS INPUT IS ALLOWED
输入端允许在"A"向视图

SPECIAL DESIGN BASE ON CUSTOMER'S REQUIREMENT
可根据顾客的要求进行非标设计

NOTICE 注意

- Please be sure to remain under the curve.选型时请确保实际载荷在曲线范围内。
- This drawing is just for your refenece.以上图纸仅供参考。
- This drawing is susbject to change due to new design without prior notice.本公司保留改进产品的权利而不再另行通知。
- Please contact the technical department for dimensions and performance parameters of the drives. 如果需要装置的外形尺寸和性能参考数，请与技术部门联系。

W9

UNITS/单 位:mm
1inch=25.4mm

Weight:40kg

FRONT VIEW
正视图

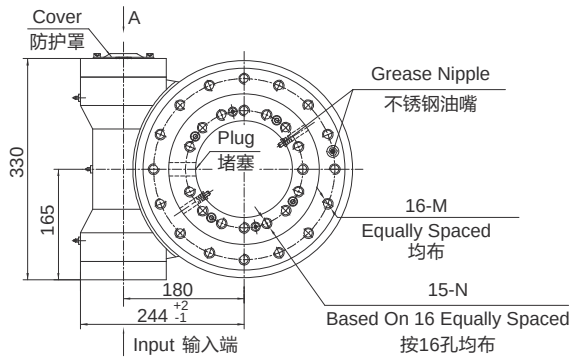

INPUT 输入端视图

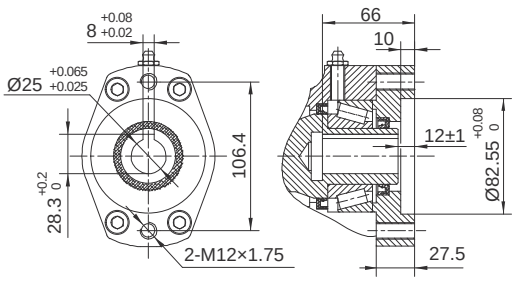

Ø25

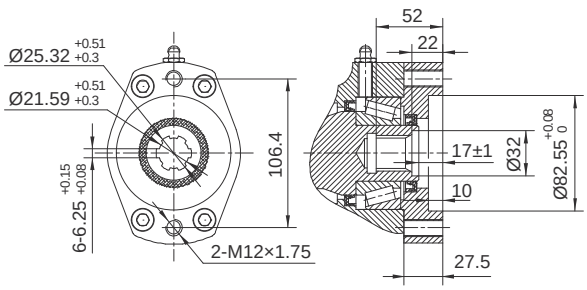

6B Spline花键

SIDE VIEW
侧视图

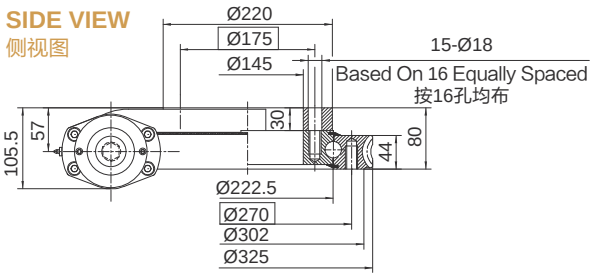

承载力矩图 MOMENT LOAD CHART

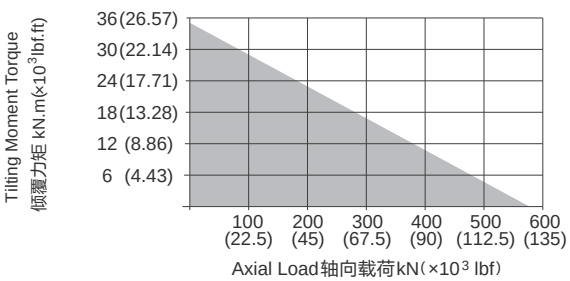

安装孔选项 Mounting Holes Option

Code 代码	M (Outer Ring 外圈)	N (Inner Ring 内圈)
—	M16×2 Tap (攻深)30	M16×2 Tap (攻深)30
T	M16×2 Tap (攻深)30	Ø18 Thru (通孔)
B	5/8"-11UNC-2B Tap (攻深)30	5/8"-11UNC-2B Tap (攻深)30
BT	5/8"-11UNC-2B Tap (攻深)30	Ø18 Thru (通孔)

性能参数表 Slewing Drive Performance Parameters

Output Torque	Tilting Moment Torque	Holding Torque	Static Axial Rating	Static Radial Rating	Dynamic Axial Rating	Dynamic Radial Rating	Gear Ratio	Tracking Precision	Weight
输出转矩	倾覆力矩	保持力矩	轴向静载荷	径向静载荷	轴向动载荷	径向动载荷	减速比	精度等级	重量
8 kN.m	35.6 kN.m	34.5 kN.m	578 kN	215 kN	136 kN	115 kN	62 : 1	≤ 0.15°	40kg
5904 lbf.ft	26.3×10³ lbf.ft	25.5×10³ lbf.ft	129.9×10³ lbf	48.3×10³ lbf	30.6×10³ lbf	25.9×10³ lbf			

"A" VIEW AS INPUT IS ALLOWED
输入端允许在"A"向视图

SPECIAL DESIGN BASE ON CUSTOMER'S REQUIREMENT
可根据顾客的要求进行非标设计

NOTICE 注意

- Please be sure to remain under the curve.选型时请确保实际载荷在曲线范围内。
- This drawing is just for your refenece.以上图纸仅供参考。
- This drawing is susbject to change due to new design without prior notice.本公司保留改进产品的权利而不再另行通知。
- Please contact the technical department for dimensions and performance parameters of the drives. 如果需要装置的外形尺寸和性能参考数，请与技术部门联系。

W12

UNITS/单 位:mm
1inch=25.4mm

Weight:52kg

FRONT VIEW
正视图

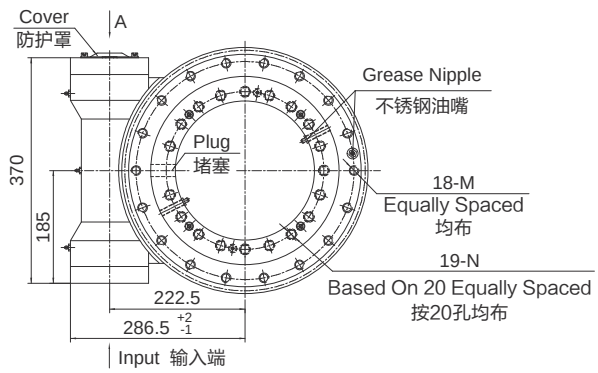

SIDE VIEW
侧视图

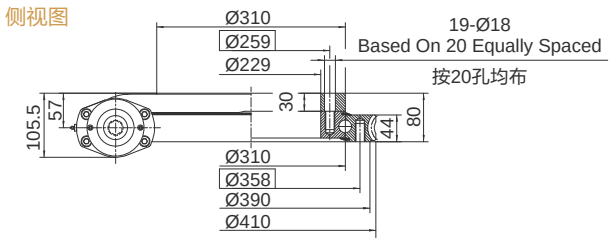

INPUT 输入端视图

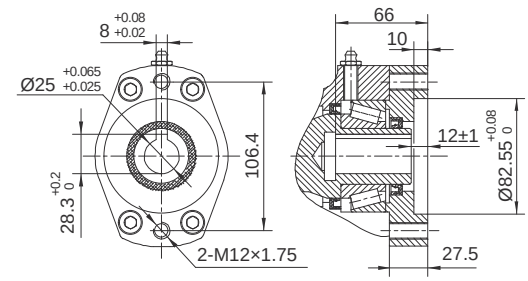

Ø25

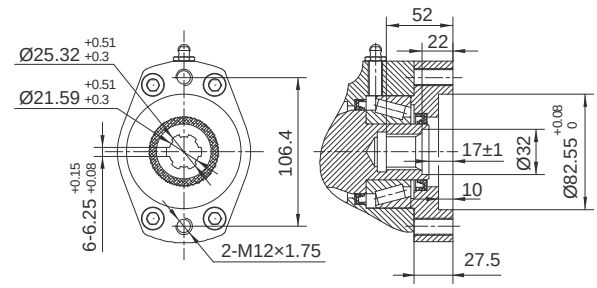

6B Spline花键

承载力矩图 MOMENT LOAD CHART

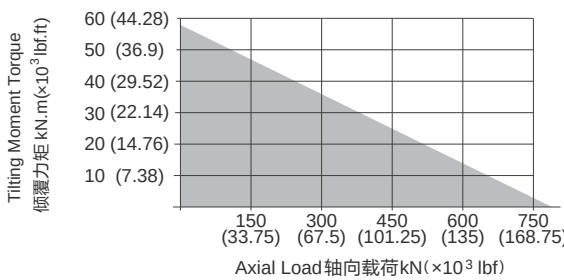

安装孔选项 Mounting Holes Option

Code 代码	M (Outer Ring 外圈)	N (Inner Ring 内圈)
—	M16×2 Tap (攻深)30	M16×2 Tap (攻深)30
T	M16×2 Tap (攻深)30	Ø18 Thru (通孔)
B	5/8"-11UNC-2B Tap (攻深)30	5/8"-11UNC-2B Tap (攻深)30
BT	5/8"-11UNC-2B Tap (攻深)30	Ø18Thru (通孔)

性能参数表 Slewing Drive Performance Parameters

Output Torque	Tilting Moment Torque	Holding Torque	Static Axial Rating	Static Radial Rating	Dynamic Axial Rating	Dynamic Radial Rating	Gear Ratio	Tracking Precision	Weight
输出转矩	倾覆力矩	保持力矩	轴向静载荷	径向静载荷	轴向动载荷	径向动载荷	减速比	精度等级	重量
9.5 kN.m	57 kN.m	43 kN.m	760 kN	280 kN	190 kN	148 kN	79 : 1	≤ 0.15°	52kg
7011 lbf.ft	42.1×10³ lbf.ft	32×10³ lbf.ft	171.1×10³ lbf	62.9×10³ lbf	42.7×10³ lbf	33.3×10³ lbf			

"A" VIEW AS INPUT IS ALLOWED
输入端允许在"A"向视图

SPECIAL DESIGN BASE ON CUSTOMER'S REQUIREMENT
可根据顾客的要求进行非标设计

NOTICE 注意

- Please be sure to remain under the curve.选型时请确保实际载荷在曲线范围内。
- This drawing is just for your refenece.以上图纸仅供参考。
- This drawing is susbject to change due to new design without prior notice.本公司保留改进产品的权利而不再另行通知。
- Please contact the technical department for dimensions and performance parameters of the drives. 如果需要装置的外形尺寸和性能参考数，请与技术部门联系。

W14



UNITS/单 位:mm
1inch=25.4mm

Weight:62kg

FRONT VIEW
正视图

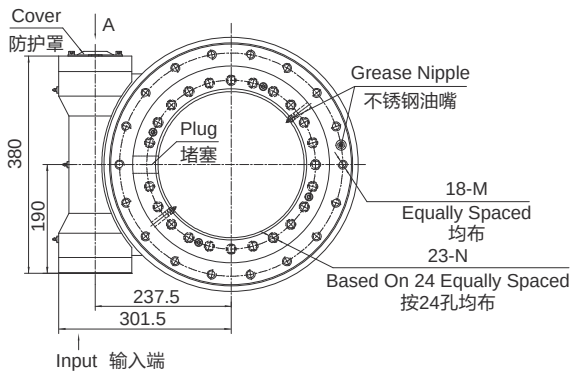

INPUT 输入端视图

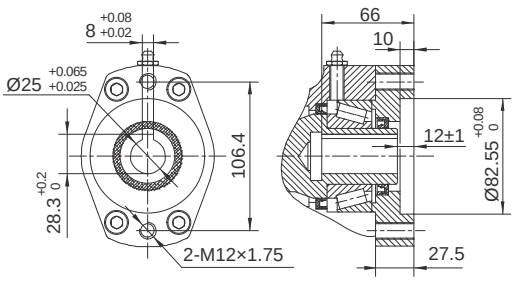

Ø25

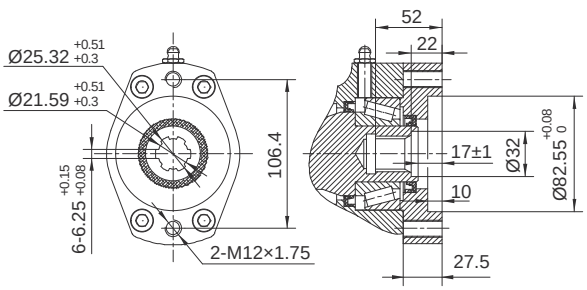

6B Spline花键

SIDE VIEW
侧视图

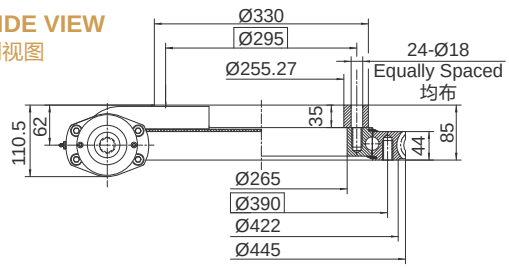

承载力矩图 MOMENT LOAD CHART

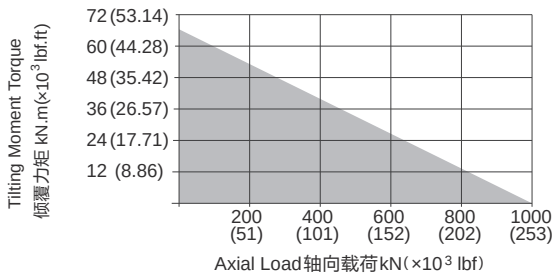

安装孔选项 Mounting Holes Option

Code 代码	M (Outer Ring 外圈)	N (Inner Ring 内圈)
—	M16×2 Tap (攻深)30	M16×2 Tap (攻深)30
T	M16×2 Tap (攻深)30	Ø18 Thru (通孔)
B	5/8"-11UNC-2B Tap (攻深)30	5/8"-11UNC-2B Tap (攻深)30
BT	5/8"-11UNC-2B Tap (攻深)30	Ø18 Thru (通孔)

性能参数表 Slewing Drive Performance Parameters

Output Torque	Tilting Moment Torque	Holding Torque	Static Axial Rating	Static Radial Rating	Dynamic Axial Rating	Dynamic Radial Rating	Gear Ratio	Tracking Precision	Weight
输出转矩	倾覆力矩	保持力矩	轴向静载荷	径向静载荷	轴向动载荷	径向动载荷	减速比	精度等级	重量
10.8 kN.m	71.2 kN.m	48 kN.m	960 kN	360 kN	230 kN	200 kN	86 : 1	≤ 0.13°	62kg
7970 lbf.ft	52.6×10³ lbf.ft	35×10³ lbf.ft	215.8×10³ lbf	80.9×10³ lbf	51.7×10³ lbf	44.9×10³ lbf			

"A" VIEW AS INPUT IS ALLOWED
输入端允许在"A"向视图

SPECIAL DESIGN BASE ON CUSTOMER'S REQUIREMENT
可根据顾客的要求进行非标设计

NOTICE 注意

- Please be sure to remain under the curve.选型时请确保实际载荷在曲线范围内。
- This drawing is just for your refenece.以上图纸仅供参考。
- This drawing is susbject to change due to new design without prior notice.本公司保留改进产品的权利而不再另行通知。
- Please contact the technical department for dimensions and performance parameters of the drives. 如果需要装置的外形尺寸和性能参考数，请与技术部门联系。

W17

UNITS/单 位:mm
1inch=25.4mm

Weight:82kg

FRONT VIEW
正视图

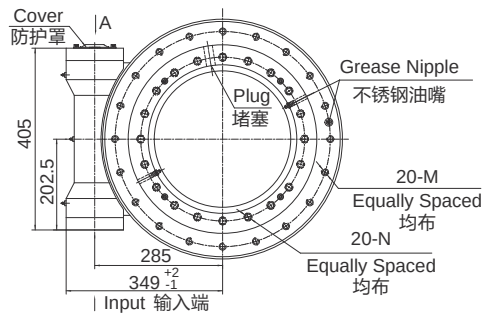

INPUT 输入端视图

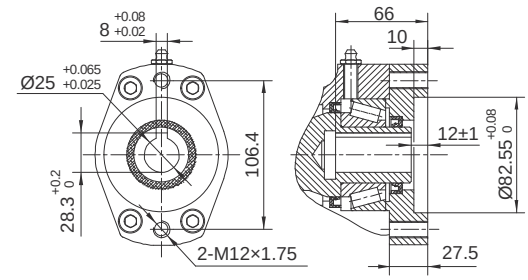

Ø25

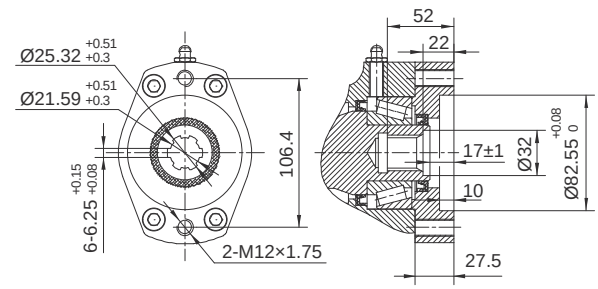

6B Spline花键

SIDE VIEW
侧视图

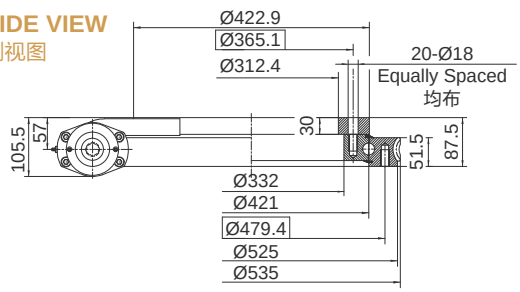

承载力矩图 MOMENT LOAD CHART

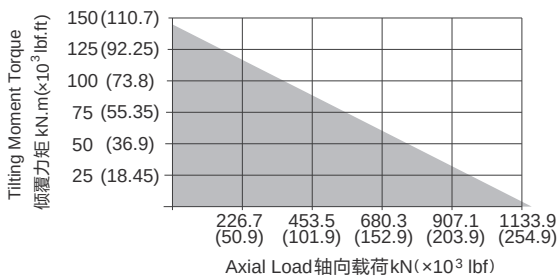

安装孔选项 Mounting Holes Option

Code 代码	M (Outer Ring 外圈)	N (Inner Ring 内圈)
—	M16×2 Tap (攻深)30	M16×2 Tap (攻深)30
T	M16×2 Tap (攻深)30	Ø18 Thru (通孔)
B	5/8"-11UNC-2B Tap (攻深)30	5/8"-11UNC-2B Tap (攻深)30
BT	5/8"-11UNC-2B Tap (攻深)30	Ø18Thru (通孔)

性能参数表 Slewing Drive Performance Parameters

Output Torque	Tilting Moment Torque	Holding Torque	Static Axial Rating	Static Radial Rating	Dynamic Axial Rating	Dynamic Radial Rating	Gear Ratio	Tracking Precision	Weight
输出转矩	倾覆力矩	保持力矩	轴向静载荷	径向静载荷	轴向动载荷	径向动载荷	减速比	精度等级	重量
12.96 kN.m	142.4 kN.m	58 kN.m	1166 kN	435 kN	280 kN	231 kN	104 : 1	≤ 0.1°	82kg
9564 lbf.ft	105×10³ lbf.ft	42.8×10³ lbf.ft	262×10³ lbf	97.8×10³ lbf	62.9×10³ lbf	51.9×10³ lbf			

"A" VIEW AS INPUT IS ALLOWED
输入端允许在"A"向视图

SPECIAL DESIGN BASE ON CUSTOMER'S REQUIREMENT
可根据顾客的要求进行非标设计

NOTICE 注意

- Please be sure to remain under the curve.选型时请确保实际载荷在曲线范围内。
- This drawing is just for your refenece.以上图纸仅供参考。
- This drawing is susbject to change due to new design without prior notice.本公司保留改进产品的权利而不再另行通知。
- Please contact the technical department for dimensions and performance parameters of the drives. 如果需要装置的外形尺寸和性能参考数，请与技术部门联系。

W19

UNITS/单 位:mm
1inch=25.4mm

Weight:95kg

FRONT VIEW
正视图

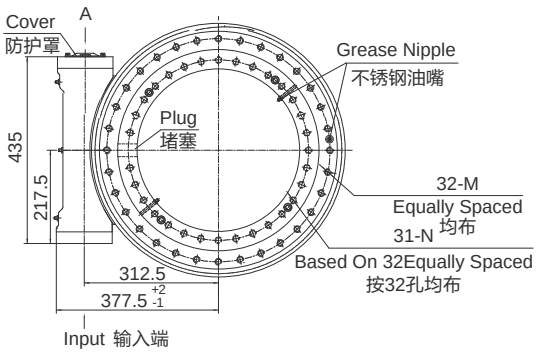

INPUT 输入端视图

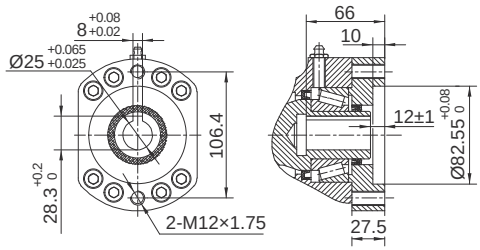

Ø25

SIDE VIEW
侧视图

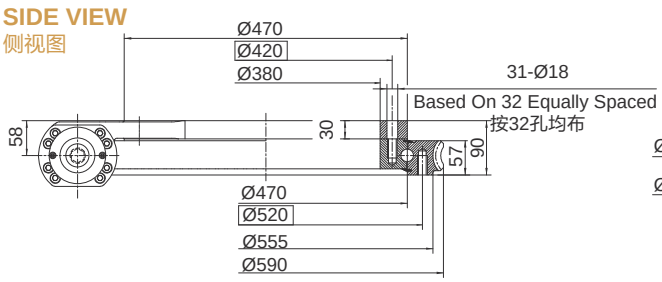

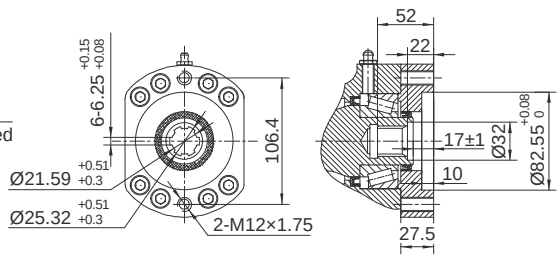

6B Spline花键

承载力矩图 MOMENT LOAD CHART

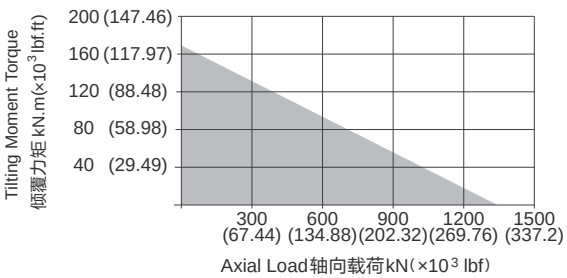

安装孔选项 Mounting Holes Option

Code 代码	M (Outer Ring 外圈)	N (Inner Ring 内圈)
—	M16×2 Tap (攻深)32	M16×2 Tap (攻深)32
T	M16×2 Tap (攻深)32	Ø18 Thru (通孔)
B	5/8"-11UNC-2B Tap (攻深)32	5/8"-11UNC-2B Tap (攻深)32
BT	5/8"-11UNC-2B Tap (攻深)32	Ø18 Thru (通孔)

性能参数表 Slewing Drive Performance Parameters

Output Torque	Tilting Moment Torque	Holding Torque	Static Axial Rating	Static Radial Rating	Dynamic Axial Rating	Dynamic Radial Rating	Gear Ratio	Tracking Precision	Weight
输出转矩	倾覆力矩	保持力矩	轴向静载荷	径向静载荷	轴向动载荷	径向动载荷	减速比	精度等级	重量
18.5 kN.m	170 kN.m	80.1 kN.m	1400 kN	525 kN	290 kN	250 kN	94 : 1	≤ 0.1°	95kg
13653 lbf.ft	125.5×10³ lbf.ft	59.1×10³ lbf.ft	314.7×10³ lbf	118×10³ lbf	65.2×10³ lbf	56.2×10³ lbf			

"A" VIEW AS INPUT IS ALLOWED
输入端允许在"A"向视图

SPECIAL DESIGN BASE ON CUSTOMER'S REQUIREMENT
可根据顾客的要求进行非标设计

NOTICE 注意

- Please be sure to remain under the curve.选型时请确保实际载荷在曲线范围内。
- This drawing is just for your refenece.以上图纸仅供参考。
- This drawing is susbject to change due to new design without prior notice.本公司保留改进产品的权利而不再另行通知。
- Please contact the technical department for dimensions and performance parameters of the drives. 如果需要装置的外形尺寸和性能参考数，请与技术部门联系。

SLEWING DRIVE **回转式减速器**

W21

UNITS/单 位:mm
1inch=25.4mm

Weight:139kg

FRONT VIEW
正视图

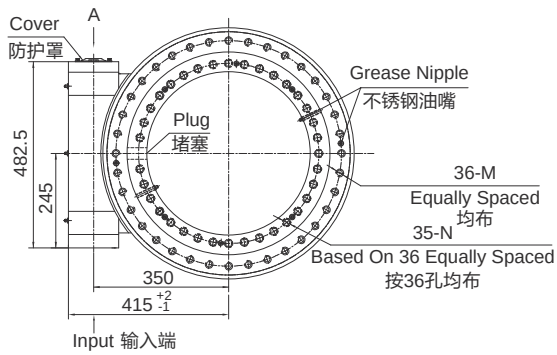

SIDE VIEW
侧视图

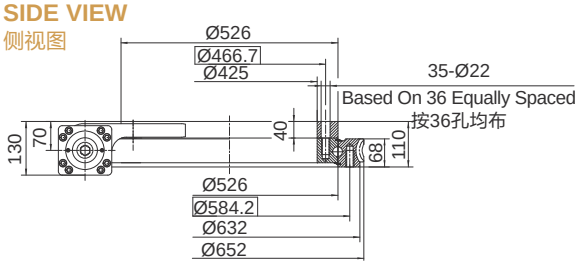

INPUT 输入端视图

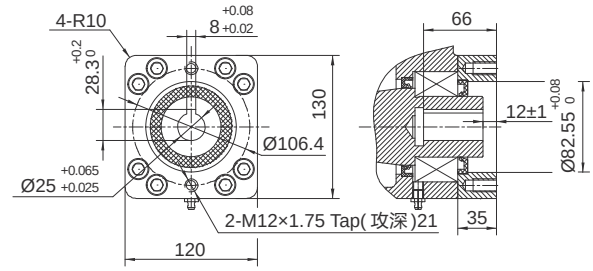

Ø25

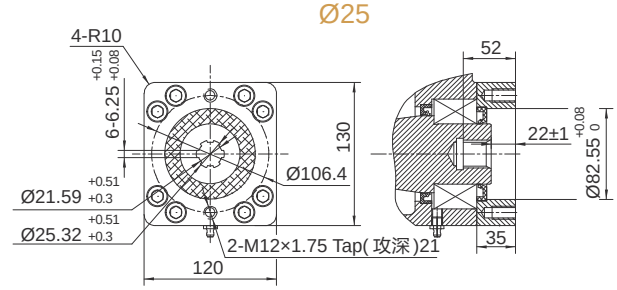

6B Spline花键

承载力矩图 MOMENT LOAD CHART

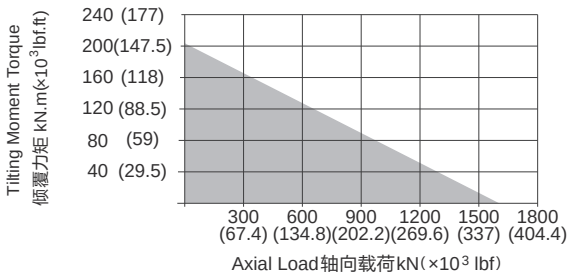

安装孔选项 Mounting Holes Option

Code 代码	M (Outer Ring 外圈)	N (Inner Ring 内圈)
—	M20×2.5 Tap (攻深)40	M20×2.5 Tap (攻深)40
T	M20×2.5 Tap (攻深)40	Ø18 Thru (通孔)
B	3/4"-10UNC-2B Tap (攻深)40	3/4"-10UNC-2B Tap (攻深)40
BT	3/4"-10UNC-2B Tap (攻深)40	Ø22Thru (通孔)

性能参数表 Slewing Drive Performance Parameters

Output Torque	Tilting Moment Torque	Holding Torque	Static Axial Rating	Static Radial Rating	Dynamic Axial Rating	Dynamic Radial Rating	Gear Ratio	Tracking Precision	Weight
输出转矩	倾覆力矩	保持力矩	轴向静载荷	径向静载荷	轴向动载荷	径向动载荷	减速比	精度等级	重量
28.7 kN.m	203 kN.m	105.8 kN.m	1598 kN	640 kN	385 kN	335 kN	90 : 1	≤ 0.1°	139kg
21180 lbf.ft	105×10³ lbf.ft	78.1×10³ lbf.ft	359×10³ lbf	144×10³ lbf	87×10³ lbf	75×10³ lbf			

"A" VIEW AS INPUT IS ALLOWED
输入端允许在"A"向视图

SPECIAL DESIGN BASE ON CUSTOMER'S REQUIREMENT
可根据顾客的要求进行非标设计

NOTICE 注意

- Please be sure to remain under the curve.选型时请确保实际载荷在曲线范围内。
- This drawing is just for your refenece.以上图纸仅供参考。
- This drawing is susbject to change due to new design without prior notice.本公司保留改进产品的权利而不再另行通知。
- Please contact the technical department for dimensions and performance parameters of the drives. 如果需要装置的外形尺寸和性能参考数，请与技术部门联系。

W25

UNITS/单 位:mm
1inch=25.4mm

Weight:176kg

FRONT VIEW
正视图

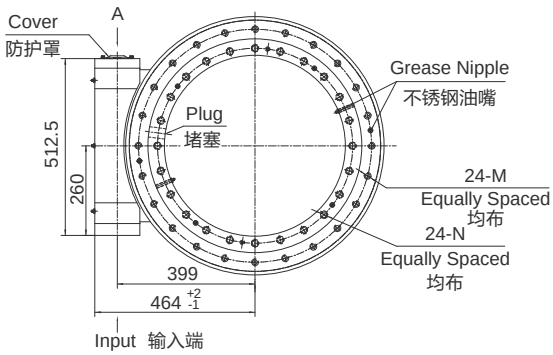

SIDE VIEW
侧视图

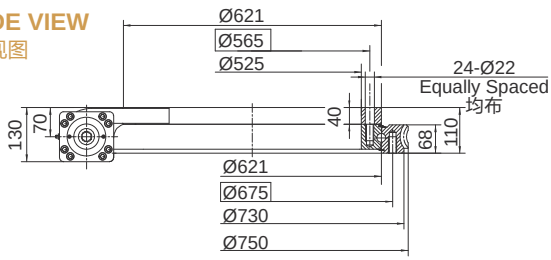

INPUT 输入端视图

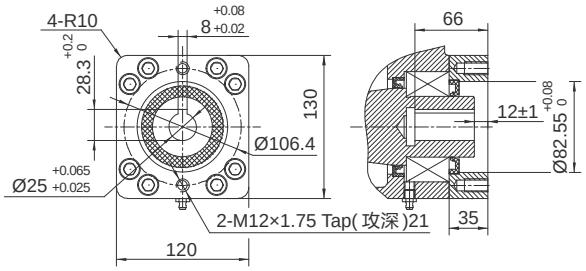

Ø25

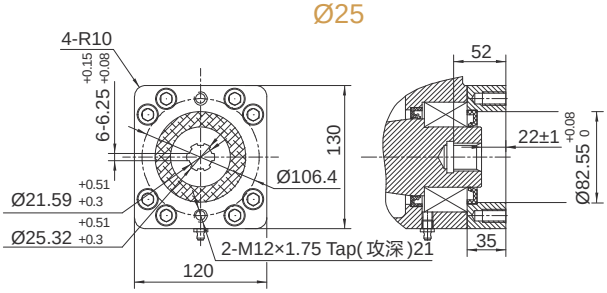

6B Spline花键

承载力矩图 MOMENT LOAD CHART

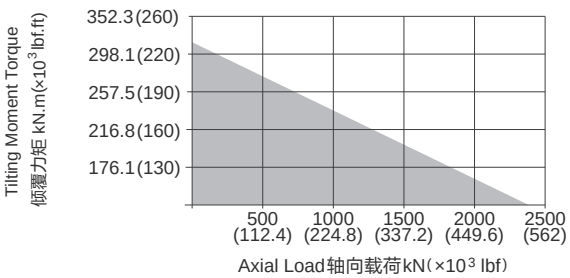

安装孔选项 Mounting Holes Option

Code 代码	M (Outer Ring 外圈)	N (Inner Ring 内圈)
—	M20×2.5 Tap (攻深)40	M20×2.5 Tap (攻深)40
T	M20×2.5 Tap (攻深)40	Ø22 Thru (通孔)
B	3/4"-10UNC-2B Tap (攻深)40	3/4"-10UNC-2B Tap (攻深)40
BT	3/4"-10UNC-2B Tap (攻深)40	Ø22 Thru (通孔)

性能参数表 Slewing Drive Performance Parameters

Output Torque	Tilting Moment Torque	Holding Torque	Static Axial Rating	Static Radial Rating	Dynamic Axial Rating	Dynamic Radial Rating	Gear Ratio	Tracking Precision	Weight
输出转矩	倾覆力矩	保持力矩	轴向静载荷	径向静载荷	轴向动载荷	径向动载荷	减速比	精度等级	重量
34.2 kN.m	310 kN.m	158.3 kN.m	2360 kN	945 kN	590 kN	470 kN	104 : 1	≤ 0.1°	176kg
25240 lbf.ft	229×10³ lbf.ft	117×10³ lbf.ft	531×10³ lbf	212×10³ lbf	133×10³ lbf	106×10³ lbf			

"A" VIEW AS INPUT IS ALLOWED
输入端允许在"A"向视图

SPECIAL DESIGN BASE ON CUSTOMER'S REQUIREMENT
可根据顾客的要求进行非标设计

NOTICE 注意

- Please be sure to remain under the curve.选型时请确保实际载荷在曲线范围内。
- This drawing is just for your refenece.以上图纸仅供参考。
- This drawing is susbject to change due to new design without prior notice.本公司保留改进产品的权利而不再另行通知。
- Please contact the technical department for dimensions and performance parameters of the drives. 如果需要装置的外形尺寸和性能参考数，请与技术部门联系。

WE9

UNITS/单 位:mm
1inch=25.4mm

Weight:48.5kg

FRONT VIEW
正视图

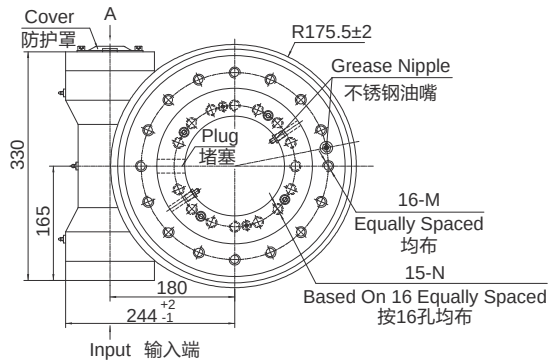

SIDE VIEW
侧视图

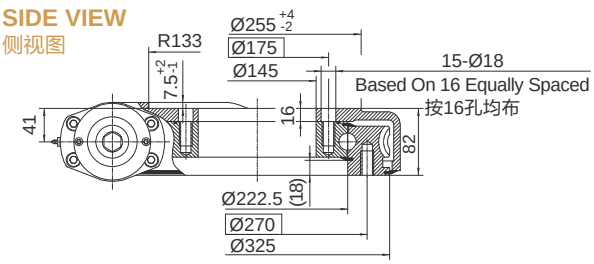

INPUT 输入端视图

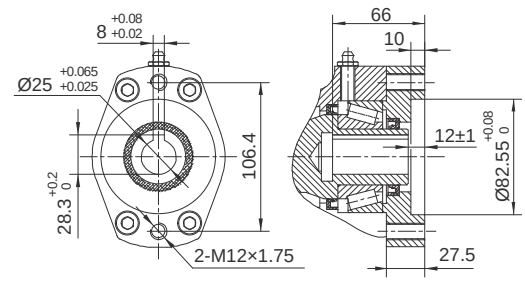

Ø25

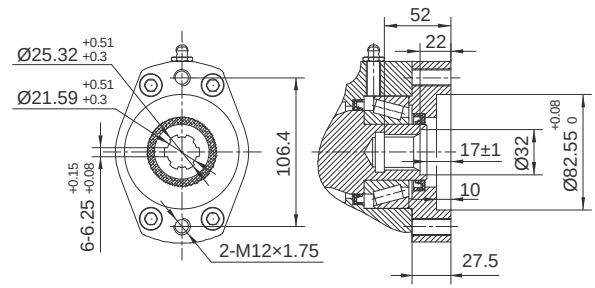

6B Spline花键

承载力矩图 MOMENT LOAD CHART

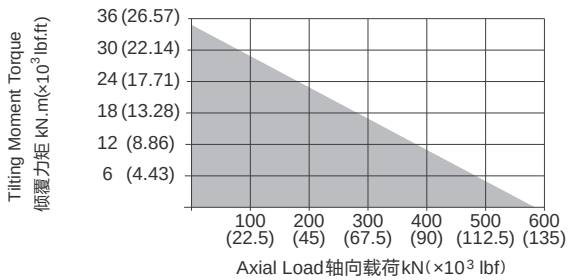

安装孔选项 Mounting Holes Option

Code 代码	M (Outer Ring 外圈)	N (Inner Ring 内圈)
—	M16×2 Tap (攻深)30	M16×2 Tap (攻深)30
T	M16×2 Tap (攻深)30	Ø18 Thru (通孔)
B	5/8"-11UNC-2B Tap (攻深)30	5/8"-11UNC-2B Tap (攻深)30
BT	5/8"-11UNC-2B Tap (攻深)30	Ø18Thru (通孔)

性能参数表 Slewing Drive Performance Parameters

Output Torque	Tilting Moment Torque	Holding Torque	Static Axial Rating	Static Radial Rating	Dynamic Axial Rating	Dynamic Radial Rating	Gear Ratio	Tracking Precision	Weight
输出转矩	倾覆力矩	保持力矩	轴向静载荷	径向静载荷	轴向动载荷	径向动载荷	减速比	精度等级	重量
8 kN.m	35.6 kN.m	34.5 kN.m	578 kN	215 kN	136 kN	115 kN	62 : 1	≤ 0.15°	48.5kg
5904 lbf.ft	26.3×10³ lbf.ft	25.5×10³ lbf.ft	129.9×10³ lbf	48.3×10³ lbf	30.6×10³ lbf	25.9×10³ lbf			

"A" VIEW AS INPUT IS ALLOWED
输入端允许在"A"向视图

SPECIAL DESIGN BASE ON CUSTOMER'S REQUIREMENT
可根据顾客的要求进行非标设计

NOTICE 注意

- Please be sure to remain under the curve.选型时请确保实际载荷在曲线范围内。
- This drawing is just for your refenece.以上图纸仅供参考。
- This drawing is susbject to change due to new design without prior notice.本公司保留改进产品的权利而不再另行通知。
- Please contact the technical department for dimensions and performance parameters of the drives. 如果需要装置的外形尺寸和性能参考数，请与技术部门联系。

WE12

UNITS/单 位:mm
1inch=25.4mm

Weight:61kg

FRONT VIEW
正视图

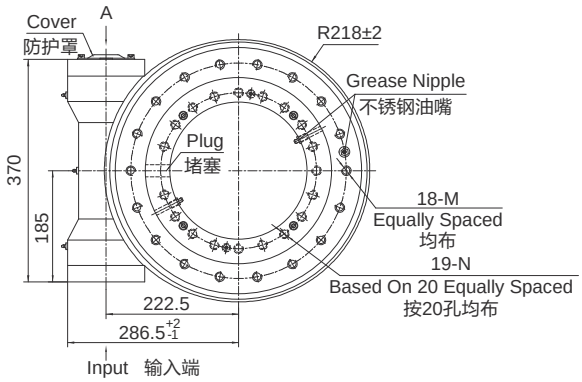

SIDE VIEW
侧视图

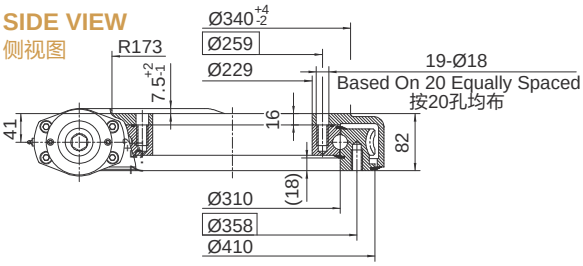

INPUT 输入端视图

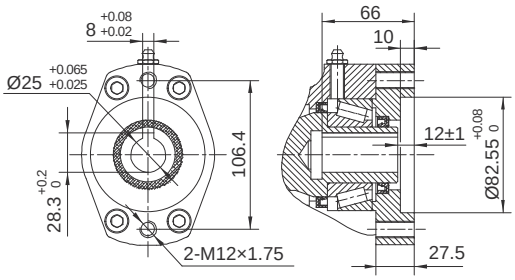

Ø25

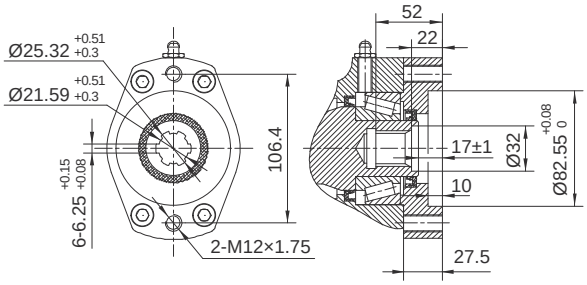

6B Spline花键

承载力矩图 MOMENT LOAD CHART

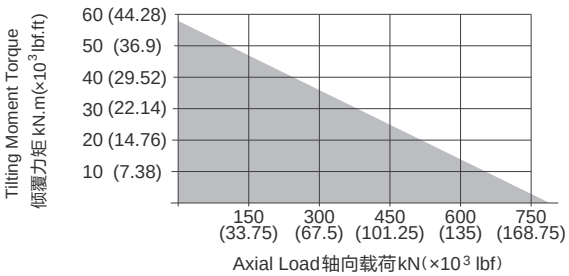

安装孔选项 Mounting Holes Option

Code 代码	M (Outer Ring 外圈)	N (Inner Ring 内圈)
—	M16×2 Tap (攻深)30	M16×2 Tap (攻深)30
T	M16×2 Tap (攻深)30	Ø18 Thru (通孔)
B	5/8"-11UNC-2B Tap (攻深)30	5/8"-11UNC-2B Tap (攻深)30
BT	5/8"-11UNC-2B Tap (攻深)30	Ø18 Thru (通孔)

性能参数表 Slewing Drive Performance Parameters

Output Torque	Tilting Moment Torque	Holding Torque	Static Axial Rating	Static Radial Rating	Dynamic Axial Rating	Dynamic Radial Rating	Gear Ratio	Tracking Precision	Weight
输出转矩	倾覆力矩	保持力矩	轴向静载荷	径向静载荷	轴向动载荷	径向动载荷	减速比	精度等级	重量
9.5 kN.m	57 kN.m	43 kN.m	760 kN	280 kN	190 kN	148 kN	79 : 1	≤ 0.15°	61kg
7011 lbf.ft	42.1×10³ lbf.ft	32×10³ lbf.ft	171.1×10³ lbf	62.9×10³ lbf	42.7×10³ lbf	33.3×10³ lbf			

"A" VIEW AS INPUT IS ALLOWED
输入端允许在"A"向视图

SPECIAL DESIGN BASE ON CUSTOMER'S REQUIREMENT
可根据顾客的要求进行非标设计

NOTICE 注意

- Please be sure to remain under the curve.选型时请确保实际载荷在曲线范围内。
- This drawing is just for your refenece.以上图纸仅供参考。
- This drawing is susbject to change due to new design without prior notice.本公司保留改进产品的权利而不再另行通知。
- Please contact the technical department for dimensions and performance parameters of the drives. 如果需要装置的外形尺寸和性能参考数，请与技术部门联系。

WE14



UNITS/单 位:mm
1inch=25.4mm

Weight:68kg

FRONT VIEW
正视图

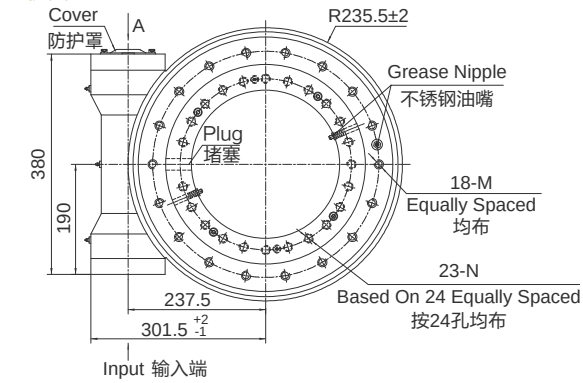

SIDE VIEW
侧视图

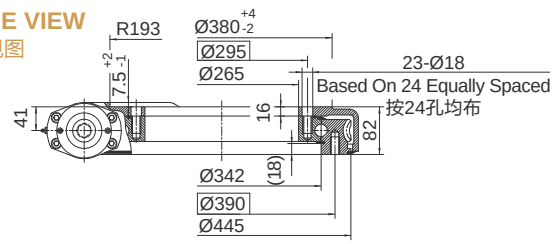

INPUT 输入端视图

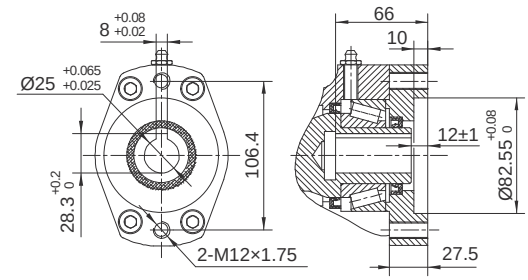

Ø25

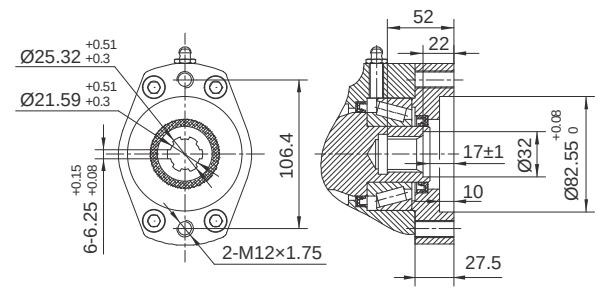

6B Spline花键

承载力矩图 MOMENT LOAD CHART

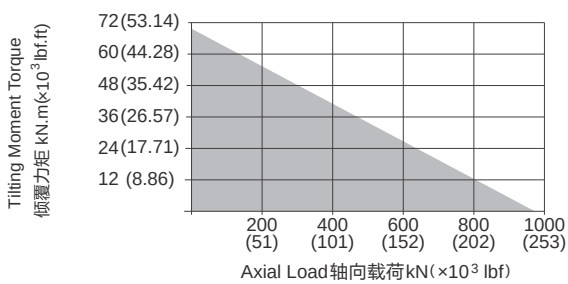

安装孔选项 Mounting Holes Option

Code 代码	M (Outer Ring 外圈)	N (Inner Ring 内圈)
—	M16×2 Tap (攻深)30	M16×2 Tap (攻深)30
T	M16×2 Tap (攻深)30	Ø18 Thru (通孔)
B	5/8"-11UNC-2B Tap (攻深)30	5/8"-11UNC-2B Tap (攻深)30
BT	5/8"-11UNC-2B Tap (攻深)30	Ø18Thru (通孔)

性能参数表 Slewing Drive Performance Parameters

Output Torque	Tilting Moment Torque	Holding Torque	Static Axial Rating	Static Radial Rating	Dynamic Axial Rating	Dynamic Radial Rating	Gear Ratio	Tracking Precision	Weight
输出转矩	倾覆力矩	保持力矩	轴向静载荷	径向静载荷	轴向动载荷	径向动载荷	减速比	精度等级	重量
10.8 kN.m	71.2 kN.m	48 kN.m	960 kN	360 kN	230 kN	200 kN	86 : 1	≤ 0.13°	68kg
7970 lbf.ft	52.6×10³ lbf.ft	35×10³ lbf.ft	215.8×10³ lbf	80.9×10³ lbf	51.7×10³ lbf	44.9×10³ lbf			

"A" VIEW AS INPUT IS ALLOWED
输入端允许在"A"向视图

SPECIAL DESIGN BASE ON CUSTOMER'S REQUIREMENT
可根据顾客的要求进行非标设计

NOTICE 注意

- Please be sure to remain under the curve.选型时请确保实际载荷在曲线范围内。
- This drawing is just for your refenece.以上图纸仅供参考。
- This drawing is susbject to change due to new design without prior notice.本公司保留改进产品的权利而不再另行通知。
- Please contact the technical department for dimensions and performance parameters of the drives. 如果需要装置的外形尺寸和性能参考数，请与技术部门联系。

WE17



UNITS/单 位:mm
1inch=25.4mm

Weight:90kg

FRONT VIEW
正视图

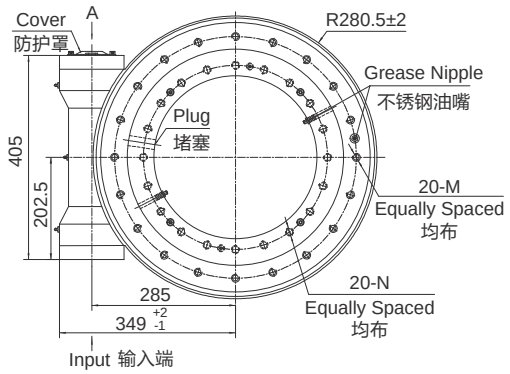

SIDE VIEW
侧视图

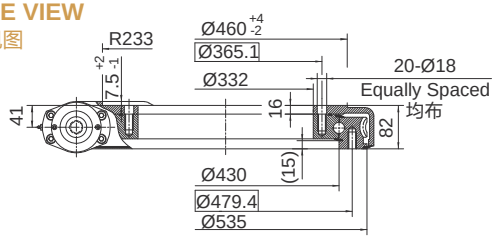

INPUT 输入端视图

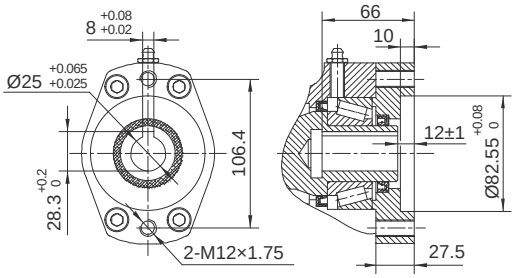

Ø25

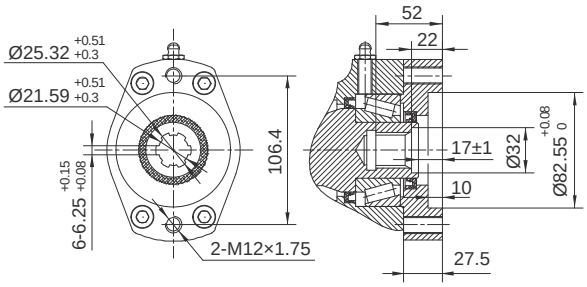

6B Spline花键

承载力矩图 MOMENT LOAD CHART

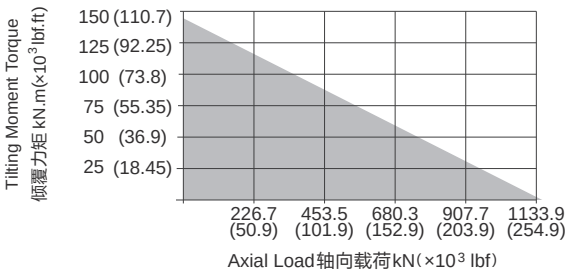

安装孔选项 Mounting Holes Option

Code 代码	M (Outer Ring 外圈)	N (Inner Ring 内圈)
—	M16×2 Tap (攻深)32	M16×2 Tap (攻深)32
T	M16×2 Tap (攻深)32	Ø18 Thru (通孔)
B	5/8"-11UNC-2B Tap (攻深)32	5/8"-11UNC-2B Tap (攻深)32
BT	5/8"-11UNC-2B Tap (攻深)32	Ø18 Thru (通孔)

性能参数表 Slewing Drive Performance Parameters

Output Torque	Tilting Moment Torque	Holding Torque	Static Axial Rating	Static Radial Rating	Dynamic Axial Rating	Dynamic Radial Rating	Gear Ratio	Tracking Precision	Weight
输出转矩	倾覆力矩	保持力矩	轴向静载荷	径向静载荷	轴向动载荷	径向动载荷	减速比	精度等级	重量
12.96 kN.m	142.4 kN.m	58 kN.m	1166 kN	435 kN	280 kN	231 kN	104 : 1	≤ 0.1°	90kg
9564 lbf.ft	105×10³ lbf.ft	42.8×10³ lbf.ft	262×10³ lbf	97.8×10³ lbf	62.9×10³ lbf	51.9×10³ lbf			

"A" VIEW AS INPUT IS ALLOWED
输入端允许在"A"向视图

SPECIAL DESIGN BASE ON CUSTOMER'S REQUIREMENT
可根据顾客的要求进行非标设计

NOTICE 注意

- Please be sure to remain under the curve.选型时请确保实际载荷在曲线范围内。
- This drawing is just for your refenece.以上图纸仅供参考。
- This drawing is susbject to change due to new design without prior notice.本公司保留改进产品的权利而不再另行通知。
- Please contact the technical department for dimensions and performance parameters of the drives. 如果需要装置的外形尺寸和性能参考数，请与技术部门联系。

SLEWING DRIVE **回转式减速器**

WE21



UNITS/单 位:mm
1inch=25.4mm

Weight:169kg

FRONT VIEW
正视图

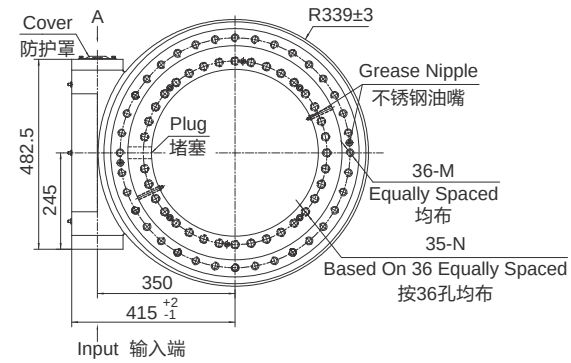

SIDE VIEW
侧视图

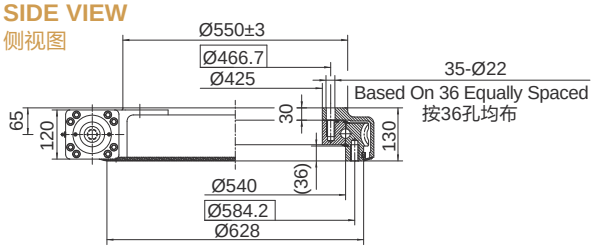

INPUT 输入端视图

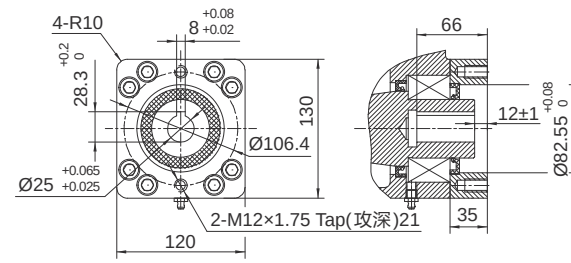

Ø25

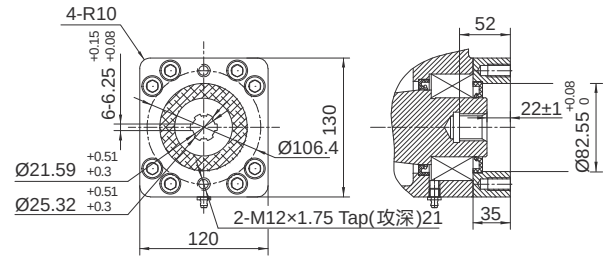

6B Spline花键

承载力矩图 MOMENT LOAD CHART

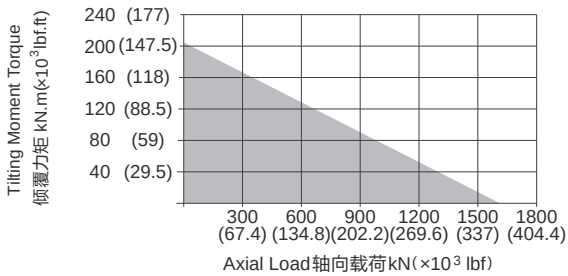

安装孔选项 Mounting Holes Option

Code 代码	M (Outer Ring 外圈)	N (Inner Ring 内圈)
—	M20×2.5 Tap (攻深)40	M20×2.5 Tap (攻深)40
T	M20×2.5 Tap (攻深)40	Ø22 Thru (通孔)
B	3/4"-10UNC-2B Tap (攻深)40	3/4"-10UNC-2B Tap (攻深)40
BT	3/4"-10UNC-2B Tap (攻深)40	Ø22Thru (通孔)

性能参数表 Slewing Drive Performance Parameters

Output Torque	Tilting Moment Torque	Holding Torque	Static Axial Rating	Static Radial Rating	Dynamic Axial Rating	Dynamic Radial Rating	Gear Ratio	Tracking Precision	Weight
输出转矩	倾覆力矩	保持力矩	轴向静载荷	径向静载荷	轴向动载荷	径向动载荷	减速比	精度等级	重量
28.7 kN.m	203 kN.m	105.8 kN.m	1598 kN	640 kN	385 kN	335 kN	90 : 1	≤ 0.1°	169kg
21180 lbf.ft	150×10³ lbf.ft	78.1×10³ lbf.ft	359×10³ lbf	144×10³ lbf	87×10³ lbf	75×10³ lbf			

"A" VIEW AS INPUT IS ALLOWED
输入端允许在"A"向视图

SPECIAL DESIGN BASE ON CUSTOMER'S REQUIREMENT
可根据顾客的要求进行非标设计

NOTICE 注意

- Please be sure to remain under the curve.选型时请确保实际载荷在曲线范围内。
- This drawing is just for your refenece.以上图纸仅供参考。
- This drawing is susbject to change due to new design without prior notice.本公司保留改进产品的权利而不再另行通知。
- Please contact the technical department for dimensions and performance parameters of the drives. 如果需要装置的外形尺寸和性能参考数，请与技术部门联系。

WE25



UNITS/单 位:mm
1inch=25.4mm

Weight:199kg

FRONT VIEW
正视图

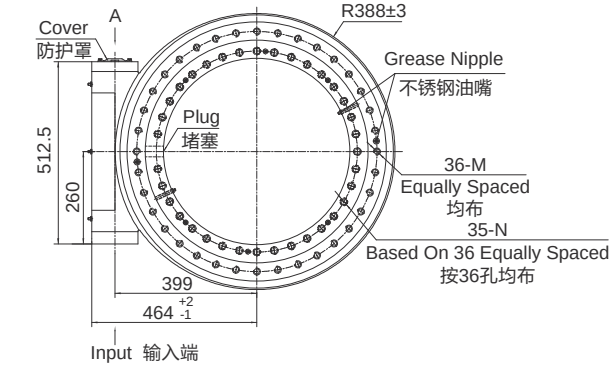

INPUT 输入端视图

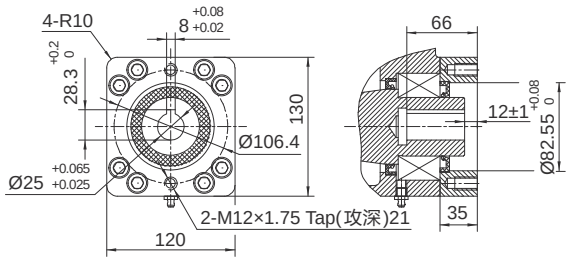

Ø25

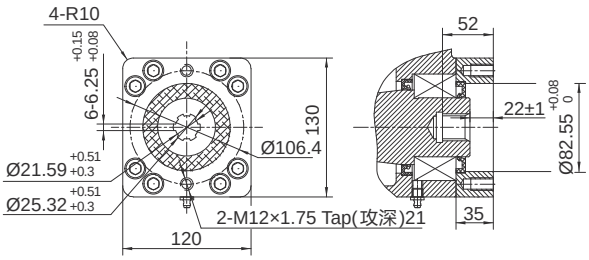

6B Spline花键

SIDE VIEW
侧视图

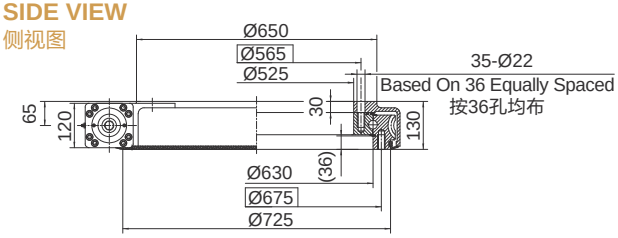

承载力矩图 MOMENT LOAD CHART

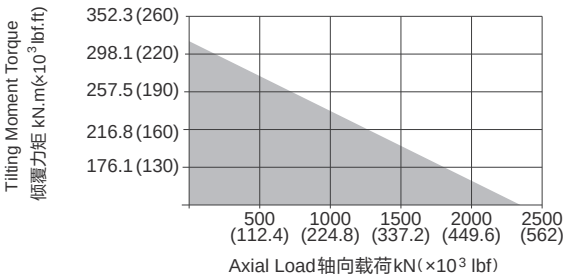

安装孔选项 Mounting Holes Option

Code 代码	M (Outer Ring 外圈)	N (Inner Ring 内圈)
—	M20×2.5 Tap (攻深)40	M20×2.5 Tap (攻深)40
T	M20×2.5 Tap (攻深)40	Ø22 Thru (通孔)
B	3/4"-10UNC-2B Tap (攻深)40	3/4"-10UNC-2B Tap (攻深)40
BT	3/4"-10UNC-2B Tap (攻深)40	Ø22 Thru (通孔)

性能参数表 Slewing Drive Performance Parameters

Output Torque	Tilting Moment Torque	Holding Torque	Static Axial Rating	Static Radial Rating	Dynamic Axial Rating	Dynamic Radial Rating	Gear Ratio	Tracking Precision	Weight
输出转矩	倾覆力矩	保持力矩	轴向静载荷	径向静载荷	轴向动载荷	径向动载荷	减速比	精度等级	重量
34.2 kN.m	310 kN.m	158.3 kN.m	2360 kN	945 kN	590 kN	470 kN	104 : 1	≤ 0.1°	199kg
25240 lbf.ft	229×10³ lbf.ft	117×10³ lbf.ft	531×10³ lbf	212×10³ lbf	133×10³ lbf	106×10³ lbf			

"A" VIEW AS INPUT IS ALLOWED
输入端允许在"A"向视图

SPECIAL DESIGN BASE ON CUSTOMER'S REQUIREMENT
可根据顾客的要求进行非标设计

NOTICE 注意

- Please be sure to remain under the curve.选型时请确保实际载荷在曲线范围内。
- This drawing is just for your refenece.以上图纸仅供参考。
- This drawing is susbject to change due to new design without prior notice.本公司保留改进产品的权利而不再另行通知。
- Please contact the technical department for dimensions and performance parameters of the drives. 如果需要装置的外形尺寸和性能参考数，请与技术部门联系。

WE28



UNITS/单 位:mm
1inch=25.4mm

Weight:403kg

FRONT VIEW
正视图

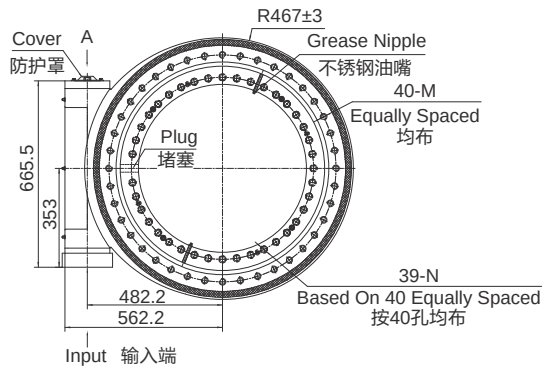

INPUT 输入端视图

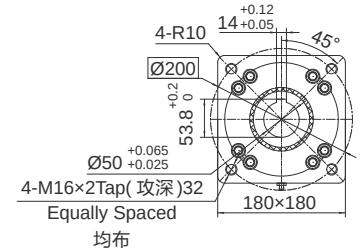

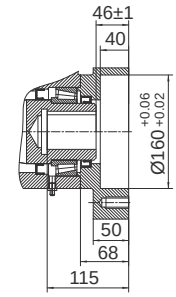

Ø50

SIDE VIEW
侧视图

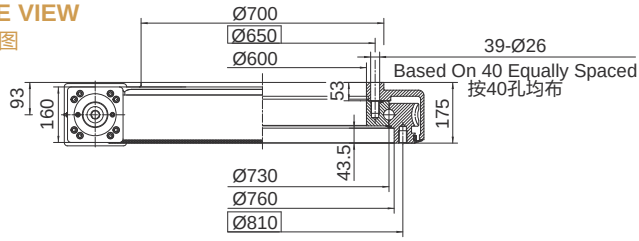

承载力矩图 MOMENT LOAD CHART

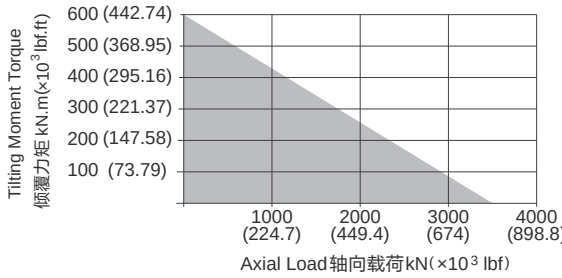

安装孔选项 Mounting Holes Option

Code 代码	M (Outer Ring 外圈)	N (Inner Ring 内圈)
—	M24×3 Tap (攻深)36	M24×3 Tap (攻深)36
T	M24×3 Tap (攻深)36	Ø26 Thru (通孔)
B	7/8"-9UNC-2B Tap (攻深)36	7/8"-9UNC-2B Tap (攻深)36
BT	7/8"-9UNC-2B Tap (攻深)36	Ø26Thru (通孔)

性能参数表 Slewing Drive Performance Parameters

Output Torque	Tilting Moment Torque	Holding Torque	Static Axial Rating	Static Radial Rating	Dynamic Axial Rating	Dynamic Radial Rating	Gear Ratio	Tracking Precision	Weight
输出转矩	倾覆力矩	保持力矩	轴向静载荷	径向静载荷	轴向动载荷	径向动载荷	减速比	精度等级	重量
40 kN.m	600 kN.m	250 kN.m	3400 kN	1360 kN	850 kN	680 kN	110 : 1	≤ 0.15°	403kg
29516 lbf.ft	443×10³ lbf.ft	184×10³ lbf.ft	764×10³ lbf	306×10³ lbf	191×10³ lbf	152.8×10³ lbf			

"A" VIEW AS INPUT IS ALLOWED
输入端允许在"A"向视图

SPECIAL DESIGN BASE ON CUSTOMER'S REQUIREMENT
可根据顾客的要求进行非标设计

NOTICE 注意

- Please be sure to remain under the curve.选型时请确保实际载荷在曲线范围内。
- This drawing is just for your refenece.以上图纸仅供参考。
- This drawing is susbject to change due to new design without prior notice.本公司保留改进产品的权利而不再另行通知。
- Please contact the technical department for dimensions and performance parameters of the drives. 如果需要装置的外形尺寸和性能参考数，请与技术部门联系。

WEA7



UNITS/单 位:mm
1inch=25.4mm

Weight:35kg

FRONT VIEW
正视图

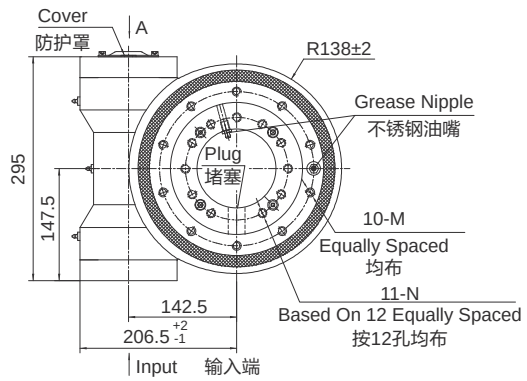

SIDE VIEW
侧视图

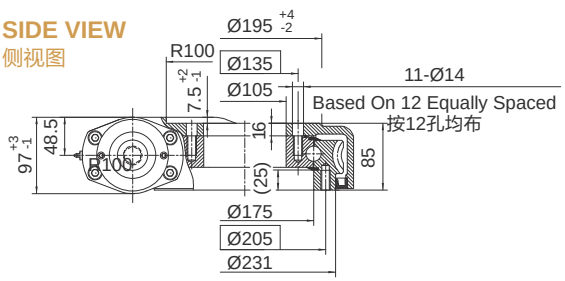

INPUT 输入端视图

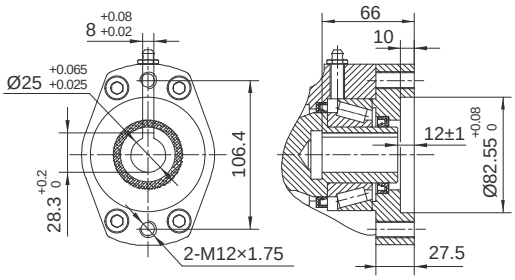

Ø25

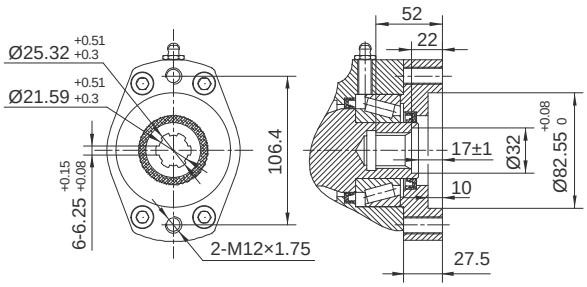

6B Spline花键

承载力矩图 MOMENT LOAD CHART

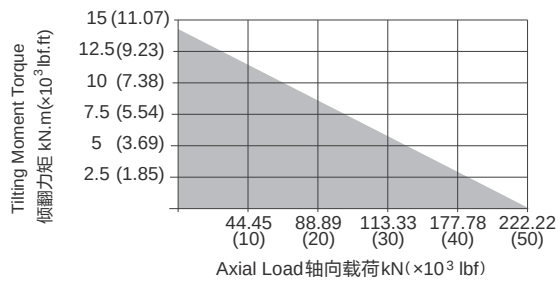

安装孔选项 Mounting Holes Option

Code 代码	M (Outer Ring 外圈)	N (Inner Ring 内圈)
—	M12×1.75 Tap (攻深)25	M12×1.75 Tap (攻深)25
T	M12×1.75 Tap (攻深)25	Ø14 Thru (通孔)
B	1/2"-13UNC-2B Tap (攻深)25	1/2"-13UNC-2B Tap (攻深)25
BT	1/2"-13UNC-2B Tap (攻深)25	Ø14 Thru (通孔)

性能参数表 Slewing Drive Performance Parameters

Output Torque	Tilting Moment Torque	Holding Torque	Static Axial Rating	Static Radial Rating	Dynamic Axial Rating	Dynamic Radial Rating	Gear Ratio	Tracking Precision	Weight
输出转矩	倾覆力矩	保持力矩	轴向静载荷	径向静载荷	轴向动载荷	径向动载荷	减速比	精度等级	重量
3.5 kN.m	14.2 kN.m	20 kN.m	220 kN	90 kN	63 kN	48 kN	47 : 1	≤ 0.15°	35kg
2583 lbf.ft	10.5×10³ lbf.ft	14.8×10³ lbf.ft	49.5×10³ lbf	20.2×10³ lbf	14.2×10³ lbf	10.8×10³ lbf			

"A" VIEW AS INPUT IS ALLOWED
输入端允许在"A"向视图

SPECIAL DESIGN BASE ON CUSTOMER'S REQUIREMENT
可根据顾客的要求进行非标设计

NOTICE 注意

- Please be sure to remain under the curve.选型时请确保实际载荷在曲线范围内。
- This drawing is just for your refenece.以上图纸仅供参考。
- This drawing is susbject to change due to new design without prior notice.本公司保留改进产品的权利而不再另行通知。
- Please contact the technical department for dimensions and performance parameters of the drives. 如果需要装置的外形尺寸和性能参考数，请与技术部门联系。

WEA9



UNITS/单 位:mm
1inch=25.4mm

Weight:53kg

FRONT VIEW
正视图

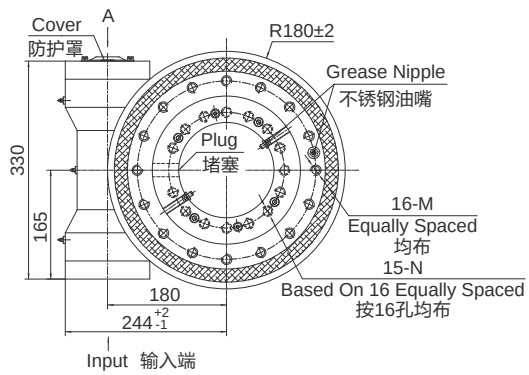

SIDE VIEW
侧视图

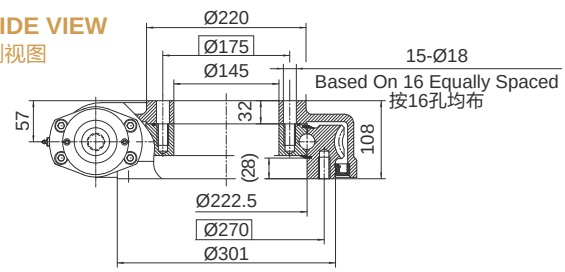

INPUT 输入端视图

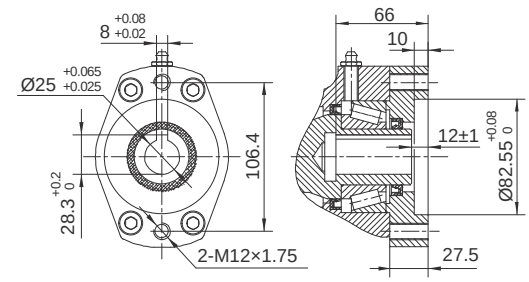

Ø25

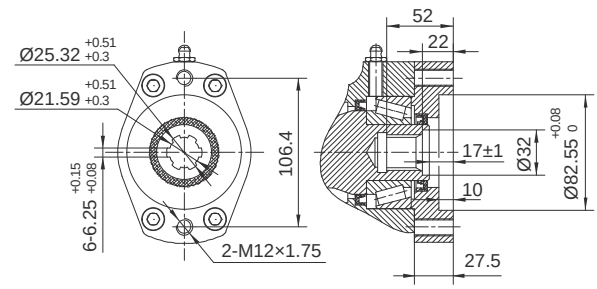

6B Spline花键

承载力矩图 MOMENT LOAD CHART

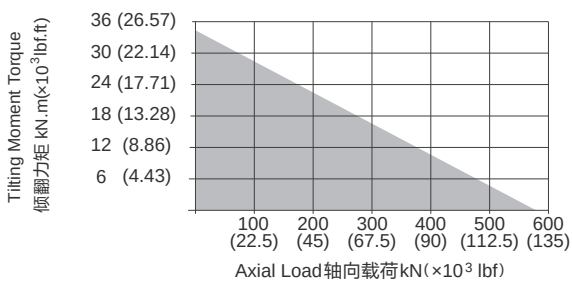

安装孔选项 Mounting Holes Option

Code 代码	M (Outer Ring 外圈)	N (Inner Ring 内圈)
—	M16×2 Tap (攻深)30	M16×2 Tap (攻深)30
T	M16×2 Tap (攻深)30	Ø18 Thru (通孔)
B	5/8"-11UNC-2B Tap (攻深)30	5/8"-11UNC-2B Tap (攻深)30
BT	5/8"-11UNC-2B Tap (攻深)30	Ø18 Thru (通孔)

性能参数表 Slewing Drive Performance Parameters

Output Torque	Tilting Moment Torque	Holding Torque	Static Axial Rating	Static Radial Rating	Dynamic Axial Rating	Dynamic Radial Rating	Gear Ratio	Tracking Precision	Weight
输出转矩	倾覆力矩	保持力矩	轴向静载荷	径向静载荷	轴向动载荷	径向动载荷	减速比	精度等级	重量
8 kN.m	35.6 kN.m	34.5 kN.m	578 kN	215 kN	136 kN	115 kN	62 : 1	≤ 0.15°	53kg
5904 lbf.ft	26.3×10³ lbf.ft	25.5×10³ lbf.ft	129.9×10³ lbf	48.3×10³ lbf	30.6×10³ lbf	25.9×10³ lbf			

"A" VIEW AS INPUT IS ALLOWED
输入端允许在"A"向视图

SPECIAL DESIGN BASE ON CUSTOMER'S REQUIREMENT
可根据顾客的要求进行非标设计

NOTICE 注意

- Please be sure to remain under the curve.选型时请确保实际载荷在曲线范围内。
- This drawing is just for your refenece.以上图纸仅供参考。
- This drawing is susbject to change due to new design without prior notice.本公司保留改进产品的权利而不再另行通知。
- Please contact the technical department for dimensions and performance parameters of the drives. 如果需要装置的外形尺寸和性能参考数，请与技术部门联系。

WEA12



UNITS/单 位:mm
1inch=25.4mm

Weight:66.8kg

FRONT VIEW
正视图

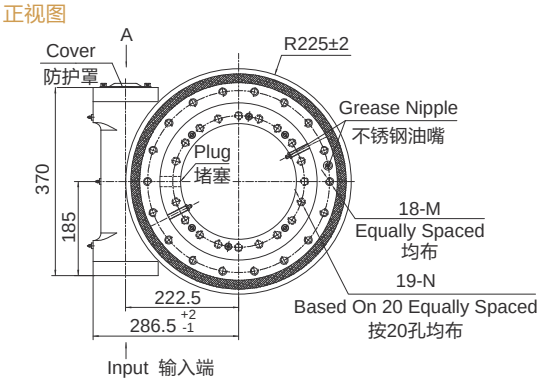

INPUT 输入端视图

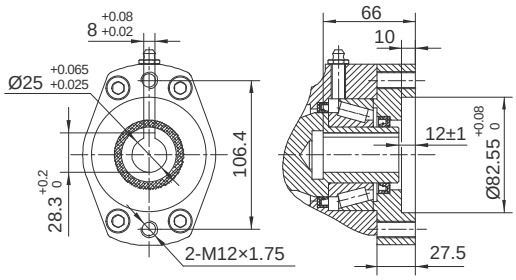

Ø25

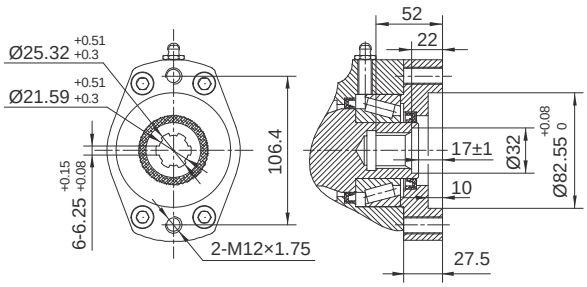

6B Spline花键

SIDE VIEW
侧视图

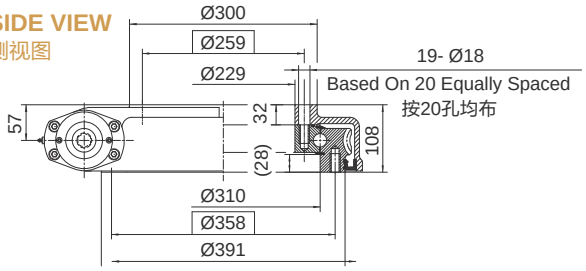

承载力矩图 MOMENT LOAD CHART

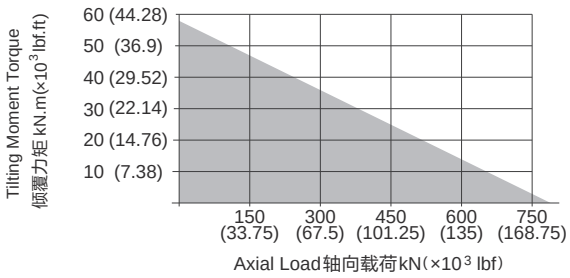

安装孔选项 Mounting Holes Option

Code 代码	M (Outer Ring 外圈)	N (Inner Ring 内圈)
—	M16×2 Tap (攻深)30	M16×2 Tap (攻深)30
T	M16×2 Tap (攻深)30	Ø18 Thru (通孔)
B	5/8"-11UNC-2B Tap (攻深)30	5/8"-11UNC-2B Tap (攻深)30
BT	5/8"-11UNC-2B Tap (攻深)30	Ø18 Thru (通孔)

性能参数表 Slewing Drive Performance Parameters

Output Torque	Tilting Moment Torque	Holding Torque	Static Axial Rating	Static Radial Rating	Dynamic Axial Rating	Dynamic Radial Rating	Gear Ratio	Tracking Precision	Weight
输出转矩	倾覆力矩	保持力矩	轴向静载荷	径向静载荷	轴向动载荷	径向动载荷	减速比	精度等级	重量
9.5 kN.m	57 kN.m	43 kN.m	760 kN	280 kN	190 kN	148 kN	79 : 1	≤ 0.15°	66.8kg
7011 lbf.ft	42.1×10³ lbf.ft	32×10³ lbf.ft	171.1×10³ lbf	62.9×10³ lbf	42.7×10³ lbf	33.3×10³ lbf			

"A" VIEW AS INPUT IS ALLOWED
输入端允许在"A"向视图

SPECIAL DESIGN BASE ON CUSTOMER'S REQUIREMENT
可根据顾客的要求进行非标设计

NOTICE 注意

- Please be sure to remain under the curve.选型时请确保实际载荷在曲线范围内。
- This drawing is just for your refenece.以上图纸仅供参考。
- This drawing is susbject to change due to new design without prior notice.本公司保留改进产品的权利而不再另行通知。
- Please contact the technical department for dimensions and performance parameters of the drives. 如果需要装置的外形尺寸和性能参考数，请与技术部门联系。

WEA14



UNITS/单 位:mm
1inch=25.4mm

Weight:75kg

FRONT VIEW
正视图

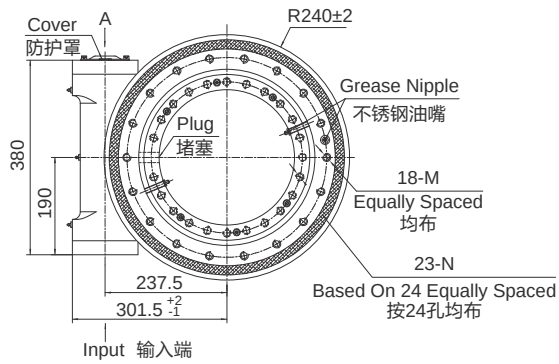

SIDE VIEW
侧视图

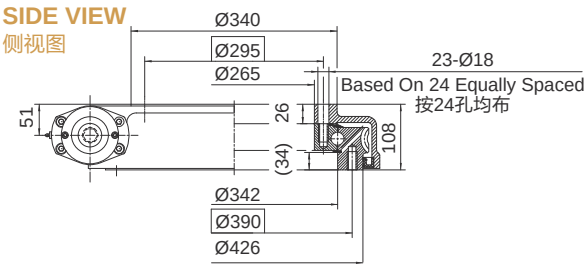

INPUT 输入端视图

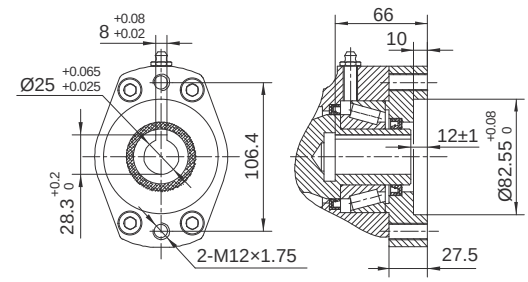

Ø25

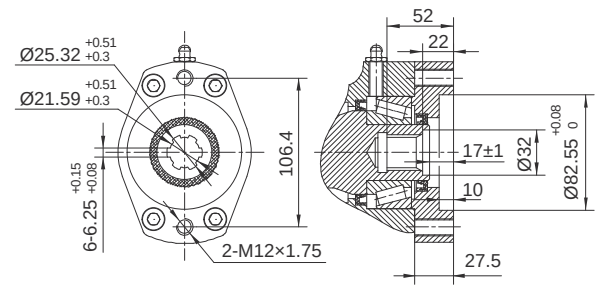

6B Spline花键

承载力矩图 MOMENT LOAD CHART

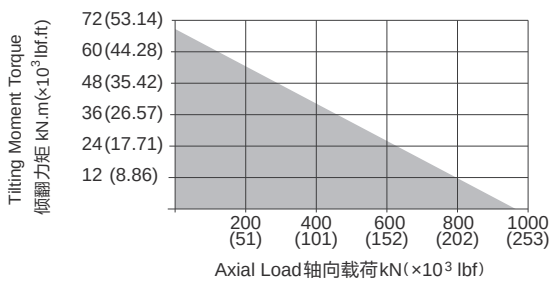

安装孔选项 Mounting Holes Option

Code 代码	M (Outer Ring 外圈)	N (Inner Ring 内圈)
—	M16×2 Tap (攻深)30	M16×2 Tap (攻深)30
T	M16×2 Tap (攻深)30	Ø18 Thru (通孔)
B	5/8"-11UNC-2B Tap (攻深)30	5/8"-11UNC-2B Tap (攻深)30
BT	5/8"-11UNC-2B Tap (攻深)30	Ø18 Thru (通孔)

性能参数表 Slewing Drive Performance Parameters

Output Torque	Tilting Moment Torque	Holding Torque	Static Axial Rating	Static Radial Rating	Dynamic Axial Rating	Dynamic Radial Rating	Gear Ratio	Tracking Precision	Weight
输出转矩	倾覆力矩	保持力矩	轴向静载荷	径向静载荷	轴向动载荷	径向动载荷	减速比	精度等级	重量
10.8 kN.m	71.2 kN.m	48 kN.m	960 kN	360 kN	230 kN	200 kN	86 : 1	≤ 0.13°	75kg
7970 lbf.ft	52.6×10³ lbf.ft	35×10³ lbf.ft	215.8×10³ lbf	80.9×10³ lbf	51.7×10³ lbf	44.9×10³ lbf			

"A" VIEW AS INPUT IS ALLOWED
输入端允许在"A"向视图

SPECIAL DESIGN BASE ON CUSTOMER'S REQUIREMENT
可根据顾客的要求进行非标设计

NOTICE 注意

- Please be sure to remain under the curve.选型时请确保实际载荷在曲线范围内。
- This drawing is just for your refenece.以上图纸仅供参考。
- This drawing is susbject to change due to new design without prior notice.本公司保留改进产品的权利而不再另行通知。
- Please contact the technical department for dimensions and performance parameters of the drives. 如果需要装置的外形尺寸和性能参考数，请与技术部门联系。

WEA14-2



UNITS/单 位:mm
1inch=25.4mm

Weight:90kg

FRONT VIEW
正视图

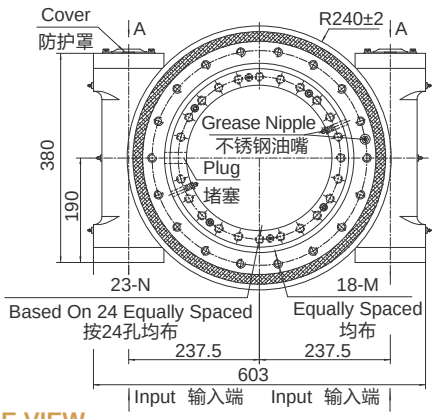

SIDE VIEW
侧视图

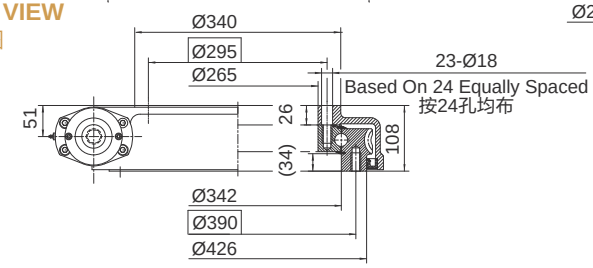

INPUT 输入端视图

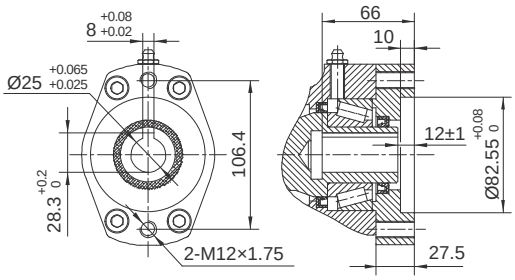

Ø25

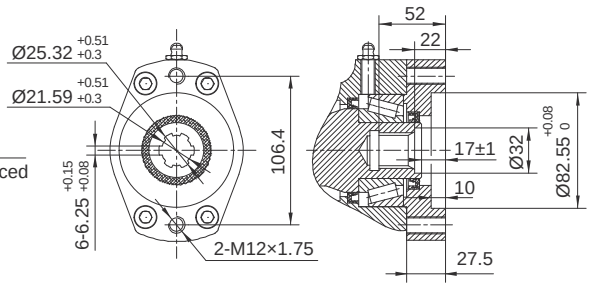

6B Spline花键

承载力矩图 MOMENT LOAD CHART

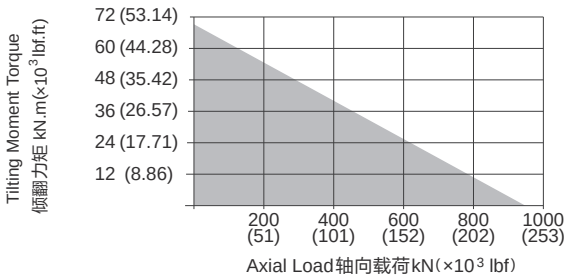

安装孔选项 Mounting Holes Option

Code 代码	M (Outer Ring 外圈)	N (Inner Ring 内圈)
—	M16×2 Tap (攻深)30	M16×2 Tap (攻深)30
T	M16×2 Tap (攻深)30	Ø18 Thru (通孔)
B	5/8"-11UNC-2B Tap (攻深)30	5/8"-11UNC-2B Tap (攻深)30
BT	5/8"-11UNC-2B Tap (攻深)30	Ø18 Thru (通孔)

性能参数表 Slewing Drive Performance Parameters

Output Torque	Tilting Moment Torque	Holding Torque	Static Axial Rating	Static Radial Rating	Dynamic Axial Rating	Dynamic Radial Rating	Gear Ratio	Tracking Precision	Weight
输出转矩	倾覆力矩	保持力矩	轴向静载荷	径向静载荷	轴向动载荷	径向动载荷	减速比	精度等级	重量
16.2 kN.m	71.2 kN.m	82 kN.m	960 kN	360 kN	230 kN	200 kN	86 : 1	≤ 0.15°	90 kg
11956 lbf.ft	52.6×10³ lbf.ft	60.5×10³ lbf.ft	215.8×10³ lbf	80.9×10³ lbf	51.7×10³ lbf	44.9×10³ lbf			

"A" VIEW AS INPUT IS ALLOWED
输入端允许在"A"向视图

SPECIAL DESIGN BASE ON CUSTOMER'S REQUIREMENT
可根据顾客的要求进行非标设计

NOTICE 注意

- Please be sure to remain under the curve.选型时请确保实际载荷在曲线范围内。
- This drawing is just for your refenece.以上图纸仅供参考。
- This drawing is susbject to change due to new design without prior notice.本公司保留改进产品的权利而不再另行通知。
- Please contact the technical department for dimensions and performance parameters of the drives. 如果需要装置的外形尺寸和性能参考数，请与技术部门联系。

WEA15



UNITS/单 位:mm
1inch=25.4mm

Weight:66kg

FRONT VIEW
正视图

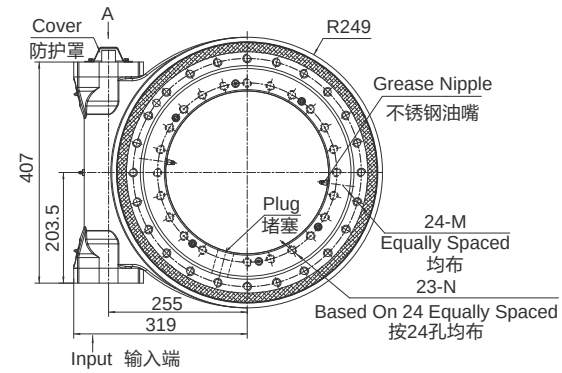

SIDE VIEW
侧视图

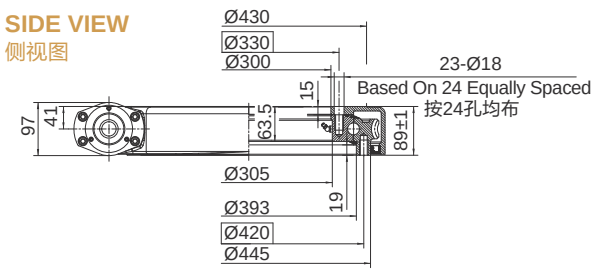

INPUT 输入端视图

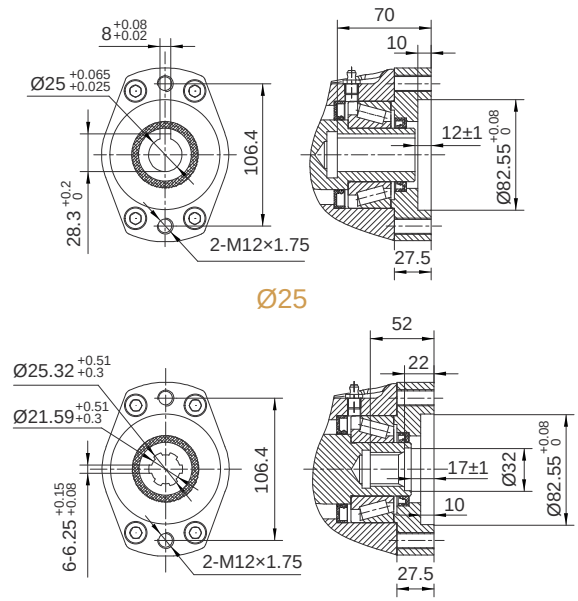

承载力矩图 MOMENT LOAD CHART

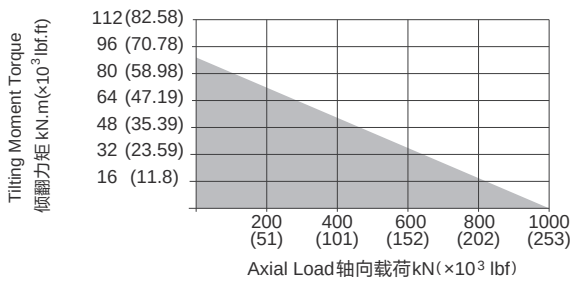

安装孔选项 Mounting Holes Option

Code 代码	M (Outer Ring 外圈)	N (Inner Ring 内圈)
—	M16×2 Tap (攻深)28	M16×2 Tap (攻深)28
T	M16×2 Tap (攻深)28	Ø17 Thru (通孔)
B	5/8"-11UNC-2B Tap (攻深)28	5/8"-11UNC-2B Tap (攻深)28
BT	5/8"-11UNC-2B Tap (攻深)28	Ø17 Thru (通孔)

性能参数表 Slewing Drive Performance Parameters

Output Torque	Tilting Moment Torque	Holding Torque	Static Axial Rating	Static Radial Rating	Dynamic Axial Rating	Dynamic Radial Rating	Gear Ratio	Tracking Precision	Weight
输出转矩	倾覆力矩	保持力矩	轴向静载荷	径向静载荷	轴向动载荷	径向动载荷	减速比	精度等级	重量
12 kN.m	90 kN.m	50 kN.m	1000 kN	400 kN	240 kN	220 kN	92 : 1	≤ 0.1°	66 kg
8856 lbf.ft	66×10³ lbf.ft	37×10³ lbf.ft	224.8×10³ lbf	89.9×10³ lbf	54.0×10³ lbf	49.5×10³ lbf			

"A" VIEW AS INPUT IS ALLOWED
输入端允许在"A"向视图

SPECIAL DESIGN BASE ON CUSTOMER'S REQUIREMENT
可根据顾客的要求进行非标设计

NOTICE 注意

- Please be sure to remain under the curve.选型时请确保实际载荷在曲线范围内。
- This drawing is just for your refenece.以上图纸仅供参考。
- This drawing is susbject to change due to new design without prior notice.本公司保留改进产品的权利而不再另行通知。
- Please contact the technical department for dimensions and performance parameters of the drives. 如果需要装置的外形尺寸和性能参考数，请与技术部门联系。

WEA17



UNITS/单 位:mm
1inch=25.4mm

Weight:96kg

FRONT VIEW
正视图

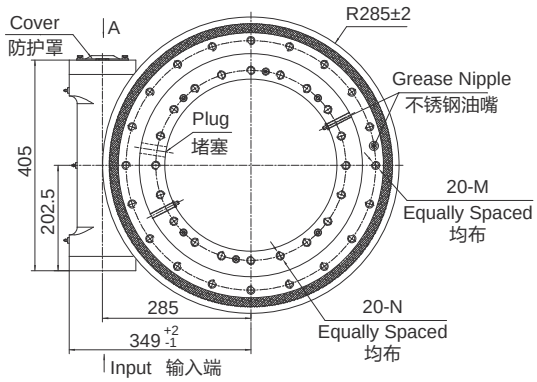

SIDE VIEW
侧视图

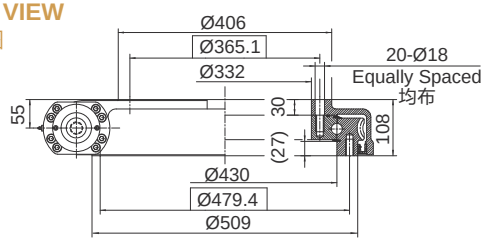

INPUT 输入端视图

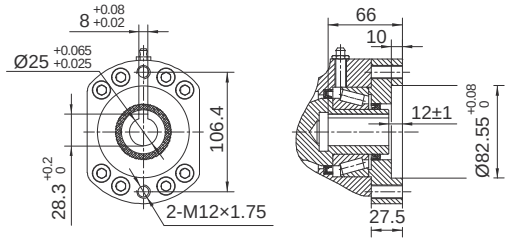

Ø25

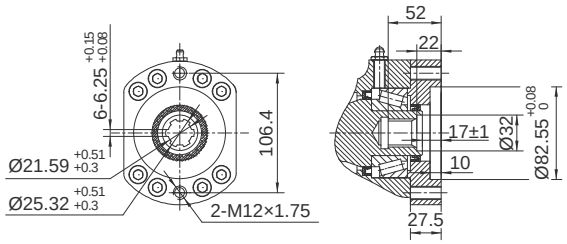

6B Spline花键

承载力矩图 MOMENT LOAD CHART

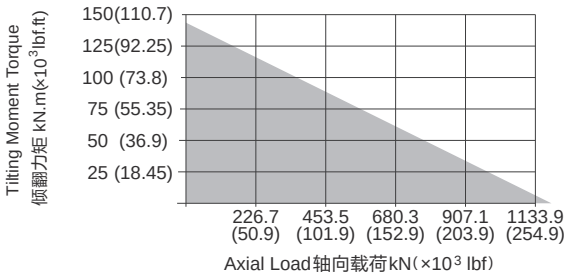

安装孔选项 Mounting Holes Option

Code 代码	M (Outer Ring 外圈)	N (Inner Ring 内圈)
—	M16×2 Tap (攻深)32	M16×2 Tap (攻深)32
T	M16×2 Tap (攻深)32	Ø18 Thru (通孔)
B	5/8"-11UNC-2B Tap (攻深)32	5/8"-11UNC-2B Tap (攻深)32
BT	5/8"-11UNC-2B Tap (攻深)32	Ø18 Thru (通孔)

性能参数表 Slewing Drive Performance Parameters

Output Torque	Tilting Moment Torque	Holding Torque	Static Axial Rating	Static Radial Rating	Dynamic Axial Rating	Dynamic Radial Rating	Gear Ratio	Tracking Precision	Weight
输出转矩	倾覆力矩	保持力矩	轴向静载荷	径向静载荷	轴向动载荷	径向动载荷	减速比	精度等级	重量
12.96 kN.m	142.4 kN.m	72.3 kN.m	1166 kN	435 kN	280 kN	231 kN	104 : 1	≤ 0.1°	96 kg
9564 lbf.ft	105×10³ lbf.ft	53.4×10³ lbf.ft	262×10³ lbf	97.8×10³ lbf	62.9×10³ lbf	51.9×10³ lbf			

"A" VIEW AS INPUT IS ALLOWED
输入端允许在"A"向视图

SPECIAL DESIGN BASE ON CUSTOMER'S REQUIREMENT
可根据顾客的要求进行非标设计

NOTICE 注意

- Please be sure to remain under the curve.选型时请确保实际载荷在曲线范围内。
- This drawing is just for your refenece.以上图纸仅供参考。
- This drawing is susbject to change due to new design without prior notice.本公司保留改进产品的权利而不再另行通知。
- Please contact the technical department for dimensions and performance parameters of the drives. 如果需要装置的外形尺寸和性能参考数，请与技术部门联系。

SLEWING DRIVE **回转式减速器**

WEA17-2



UNITS/单 位:mm
1inch=25.4mm

Weight:115kg

FRONT VIEW
正视图

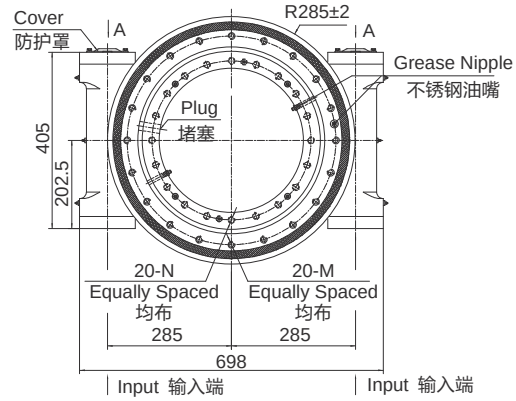

SIDE VIEW
侧视图

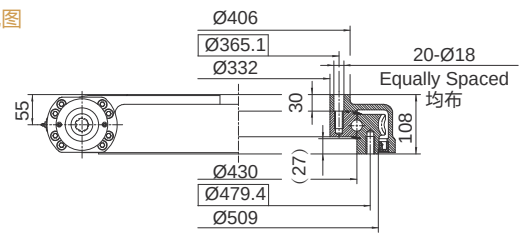

INPUT 输入端视图

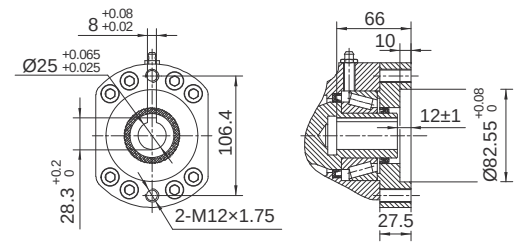

Ø25

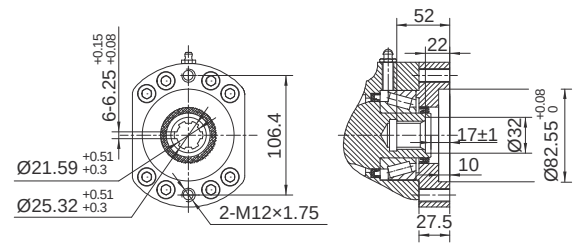

6B Spline花键

承载力矩图 MOMENT LOAD CHART

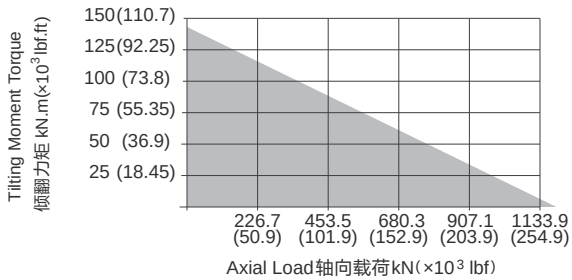

安装孔选项 Mounting Holes Option

Code 代码	M (Outer Ring 外圈)	N (Inner Ring 内圈)
—	M16×2 Tap (攻深)32	M16×2 Tap (攻深)32
T	M16×2 Tap (攻深)32	Ø18 Thru (通孔)
B	5/8"-11UNC-2B Tap (攻深)32	5/8"-11UNC-2B Tap (攻深)32
BT	5/8"-11UNC-2B Tap (攻深)32	Ø18 Thru (通孔)

性能参数表 Slewing Drive Performance Parameters

Output Torque	Tilting Moment Torque	Holding Torque	Static Axial Rating	Static Radial Rating	Dynamic Axial Rating	Dynamic Radial Rating	Gear Ratio	Tracking Precision	Weight
输出转矩	倾覆力矩	保持力矩	轴向静载荷	径向静载荷	轴向动载荷	径向动载荷	减速比	精度等级	重量
19.44 kN.m	142.4 kN.m	94 kN.m	1166 kN	435 kN	280 kN	231 kN	104 : 1	≤ 0.15°	115 kg
14347 lbf.ft	105.1×10³ lbf.ft	53.4×10³ lbf.ft	262×10³ lbf	97.8×10³ lbf	62.9×10³ lbf	51.9×10³ lbf			

"A" VIEW AS INPUT IS ALLOWED
输入端允许在"A"向视图

SPECIAL DESIGN BASE ON CUSTOMER'S REQUIREMENT
可根据顾客的要求进行非标设计

NOTICE 注意

- Please be sure to remain under the curve.选型时请确保实际载荷在曲线范围内。
- This drawing is just for your refenece.以上图纸仅供参考。
- This drawing is susbject to change due to new design without prior notice.本公司保留改进产品的权利而不再另行通知。
- Please contact the technical department for dimensions and performance parameters of the drives. 如果需要装置的外形尺寸和性能参考数，请与技术部门联系。

WEA19B



UNITS/单 位:mm
1inch=25.4mm

Weight:118kg

FRONT VIEW
正视图

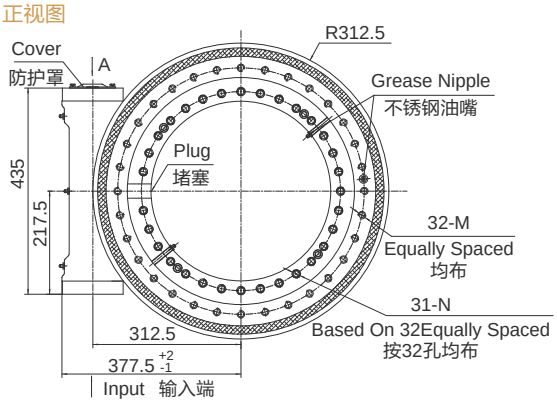

SIDE VIEW
侧视图

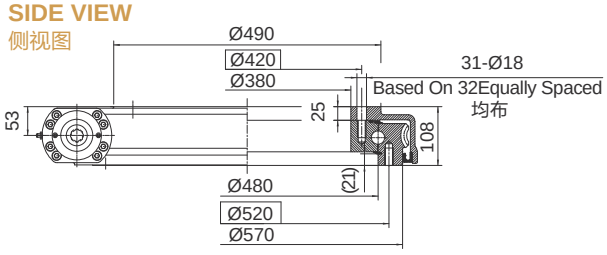

INPUT 输入端视图

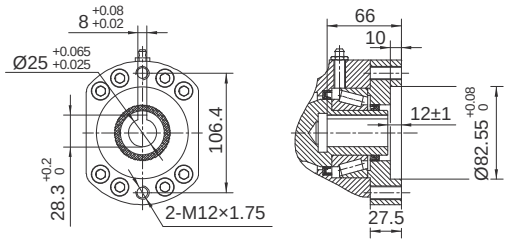

Ø25

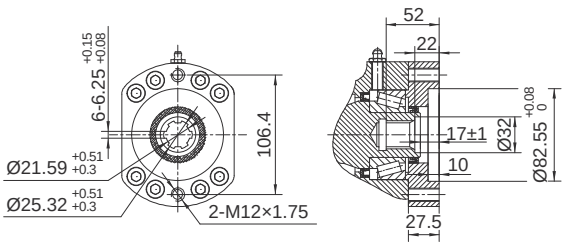

6B Spline花键

承载力矩图 MOMENT LOAD CHART

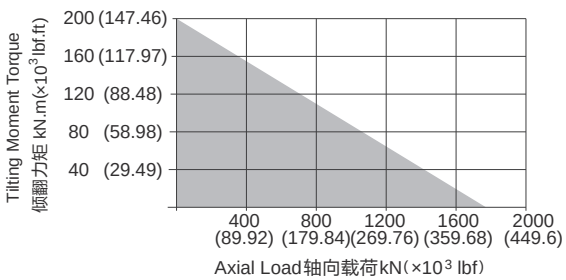

安装孔选项 Mounting Holes Option

Code 代码	M (Outer Ring 外圈)	N (Inner Ring 内圈)
—	M16×2 Tap (攻深)32	M16×2 Tap (攻深)32
T	M16×2 Tap (攻深)32	Ø18 Thru (通孔)
B	5/8"-11UNC-2B Tap (攻深)32	5/8"-11UNC-2B Tap (攻深)32
BT	5/8"-11UNC-2B Tap (攻深)32	Ø18 Thru (通孔)

性能参数表 Slewing Drive Performance Parameters

Output Torque	Tilting Moment Torque	Holding Torque	Static Axial Rating	Static Radial Rating	Dynamic Axial Rating	Dynamic Radial Rating	Gear Ratio	Tracking Precision	Weight
输出转矩	倾覆力矩	保持力矩	轴向静载荷	径向静载荷	轴向动载荷	径向动载荷	减速比	精度等级	重量
18.5 kN.m	196 kN.m	80.1 kN.m	1800 kN	675 kN	290 kN	250 kN	94 : 1	≤ 0.1°	118 kg
13653 lbf.ft	144.6×10³ lbf.ft	59.1×10³ lbf.ft	404.6×10³ lbf	151.7×10³ lbf	65.2×10³ lbf	56.2×10³ lbf			

"A" VIEW AS INPUT IS ALLOWED
输入端允许在"A"向视图

SPECIAL DESIGN BASE ON CUSTOMER'S REQUIREMENT
可根据顾客的要求进行非标设计

NOTICE 注意

- Please be sure to remain under the curve.选型时请确保实际载荷在曲线范围内。
- This drawing is just for your refenece.以上图纸仅供参考。
- This drawing is susbject to change due to new design without prior notice.本公司保留改进产品的权利而不再另行通知。
- Please contact the technical department for dimensions and performance parameters of the drives. 如果需要装置的外形尺寸和性能参考数，请与技术部门联系。

SLEWING DRIVE **回转式减速器**

WEA21



UNITS/单 位:mm
1inch=25.4mm

Weight:172kg

FRONT VIEW
正视图

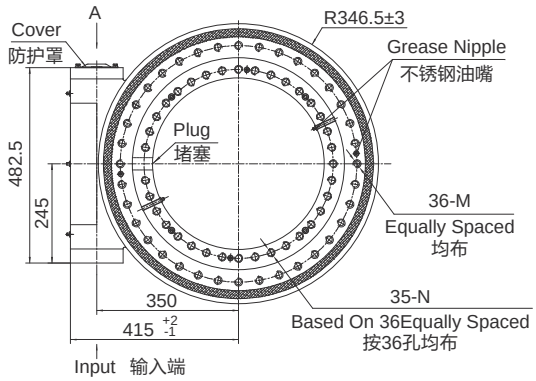

INPUT 输入端视图

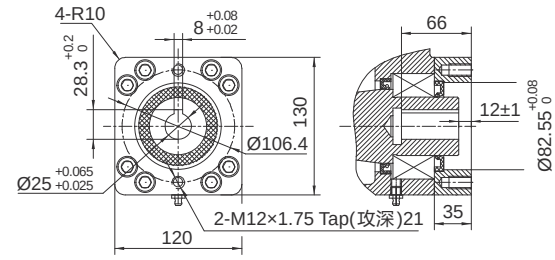

Ø25

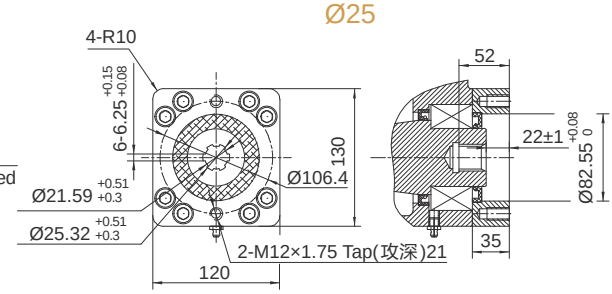

6B Spline花键

SIDE VIEW
侧视图

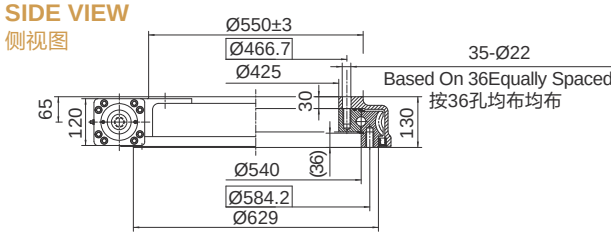

承载力矩图 MOMENT LOAD CHART

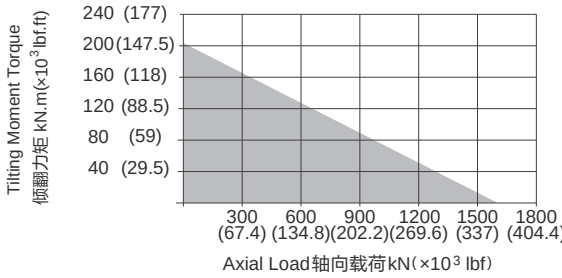

安装孔选项 Mounting Holes Option

Code 代码	M (Outer Ring 外圈)	N (Inner Ring 内圈)
—	M20×2.5 Tap (攻深)40	M20×2.5 Tap (攻深)40
T	M20×2.5 Tap (攻深)40	Ø22 Thru (通孔)
B	3/4"-10UNC-2B Tap (攻深)40	3/4"-10UNC-2B Tap (攻深)40
BT	3/4"-10UNC-2B Tap (攻深)40	Ø22 Thru (通孔)

性能参数表 Slewing Drive Performance Parameters

Output Torque	Tilting Moment Torque	Holding Torque	Static Axial Rating	Static Radial Rating	Dynamic Axial Rating	Dynamic Radial Rating	Gear Ratio	Tracking Precision	Weight
输出转矩	倾覆力矩	保持力矩	轴向静载荷	径向静载荷	轴向动载荷	径向动载荷	减速比	精度等级	重量
28.7 kN.m	203 kN.m	105.8 kN.m	1598 kN	640 kN	385 kN	335 kN	90 : 1	≤ 0.1°	172 kg
21180 lbf.ft	150×10³ lbf.ft	78.1×10³ lbf.ft	359×10³ lbf	144×10³ lbf	87×10³ lbf	75×10³ lbf			

"A" VIEW AS INPUT IS ALLOWED
输入端允许在"A"向视图

SPECIAL DESIGN BASE ON CUSTOMER'S REQUIREMENT
可根据顾客的要求进行非标设计

NOTICE 注意

- Please be sure to remain under the curve.选型时请确保实际载荷在曲线范围内。
- This drawing is just for your refenece.以上图纸仅供参考。
- This drawing is susbject to change due to new design without prior notice.本公司保留改进产品的权利而不再另行通知。
- Please contact the technical department for dimensions and performance parameters of the drives. 如果需要装置的外形尺寸和性能参考数，请与技术部门联系。

SLEWING DRIVE **回转式减速器**

WEA21-2



UNITS/单 位:mm
1inch=25.4mm

Weight:205kg

FRONT VIEW
正视图

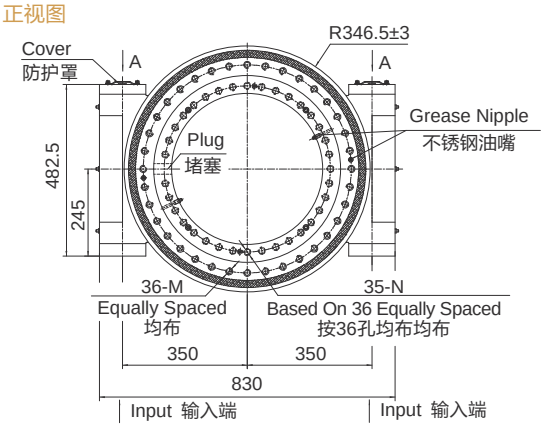

INPUT 输入端视图

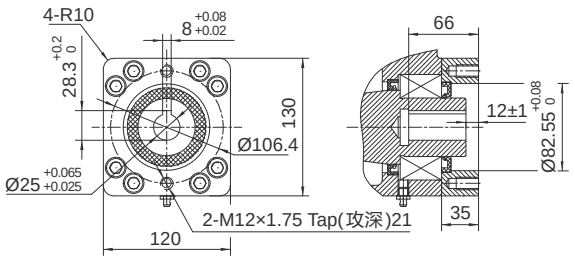

Ø25

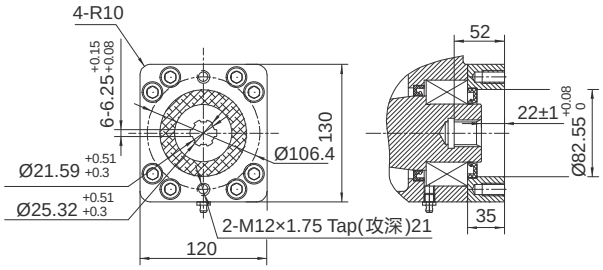

6B Spline花键

SIDE VIEW
侧视图

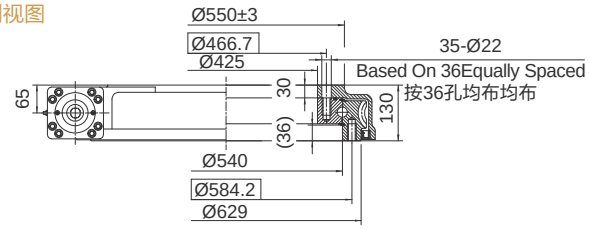

承载力矩图 MOMENT LOAD CHART

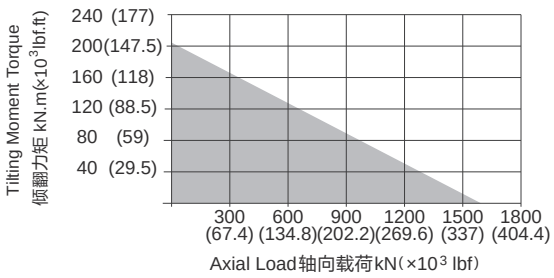

安装孔选项 Mounting Holes Option

Code 代码	M (Outer Ring 外圈)	N (Inner Ring 内圈)
—	M20×2.5 Tap (攻深)40	M20×2.5 Tap (攻深)40
T	M20×2.5 Tap (攻深)40	Ø22 Thru (通孔)
B	3/4"-10UNC-2B Tap (攻深)40	3/4"-10UNC-2B Tap (攻深)40
BT	3/4"-10UNC-2B Tap (攻深)40	Ø22 Thru (通孔)

性能参数表 Slewing Drive Performance Parameters

Output Torque	Tilting Moment Torque	Holding Torque	Static Axial Rating	Static Radial Rating	Dynamic Axial Rating	Dynamic Radial Rating	Gear Ratio	Tracking Precision	Weight
输出转矩	倾覆力矩	保持力矩	轴向静载荷	径向静载荷	轴向动载荷	径向动载荷	减速比	精度等级	重量
48 kN.m	203 kN.m	179.9 kN.m	1598 kN	640 kN	385 kN	335 kN	90 : 1	≤ 0.13°	205 kg
35400 lbf.ft	150×10³ lbf.ft	133×10³ lbf.ft	359×10³ lbf	144×10³ lbf	87×10³ lbf	75×10³ lbf			

"A" VIEW AS INPUT IS ALLOWED
输入端允许在"A"向视图

SPECIAL DESIGN BASE ON CUSTOMER'S REQUIREMENT
可根据顾客的要求进行非标设计

NOTICE 注意

- Please be sure to remain under the curve.选型时请确保实际载荷在曲线范围内。
- This drawing is just for your refenece.以上图纸仅供参考。
- This drawing is susbject to change due to new design without prior notice.本公司保留改进产品的权利而不再另行通知。
- Please contact the technical department for dimensions and performance parameters of the drives. 如果需要装置的外形尺寸和性能参考数，请与技术部门联系。

WEA25

UNITS/单 位:mm
1inch=25.4mm

Weight:202kg

FRONT VIEW
正视图

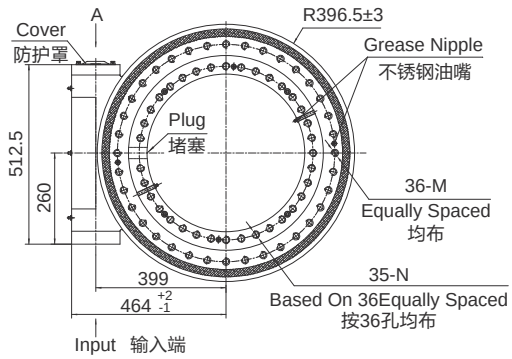

SIDE VIEW
侧视图

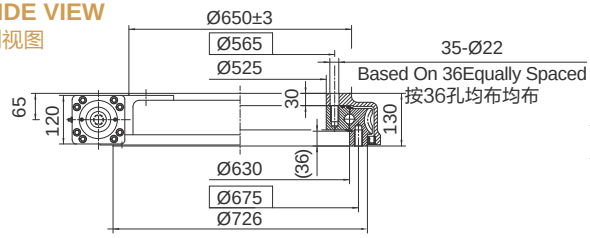

INPUT 输入端视图

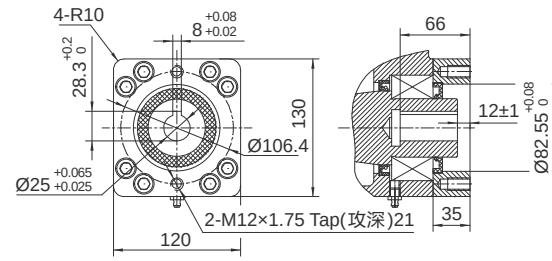

Ø25

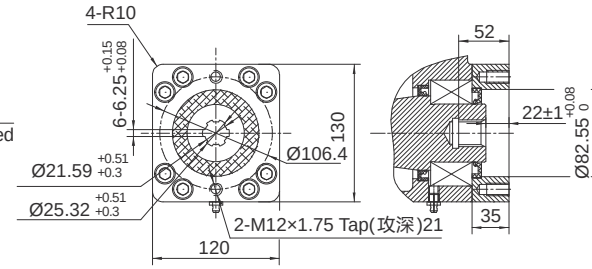

6B Spline花键

承载力矩图 MOMENT LOAD CHART

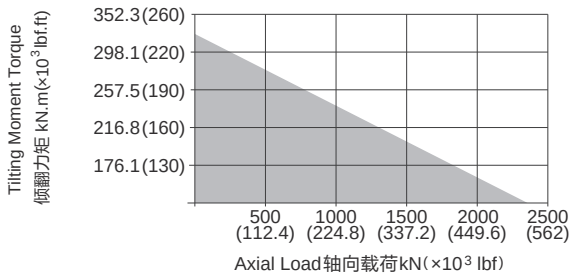

安装孔选项 Mounting Holes Option

Code 代码	M (Outer Ring 外圈)	N (Inner Ring 内圈)
—	M20×2.5 Tap (攻深)40	M20×2.5 Tap (攻深)40
T	M20×2.5 Tap (攻深)40	Ø22 Thru (通孔)
B	3/4"-10UNC-2B Tap (攻深)40	3/4"-10UNC-2B Tap (攻深)40
BT	3/4"-10UNC-2B Tap (攻深)40	Ø22 Thru (通孔)

性能参数表 Slewing Drive Performance Parameters

Output Torque	Tilting Moment Torque	Holding Torque	Static Axial Rating	Static Radial Rating	Dynamic Axial Rating	Dynamic Radial Rating	Gear Ratio	Tracking Precision	Weight
输出转矩	倾覆力矩	保持力矩	轴向静载荷	径向静载荷	轴向动载荷	径向动载荷	减速比	精度等级	重量
34.2 kN.m	310 kN.m	158.3 kN.m	2360 kN	945 kN	590 kN	470 kN	104 : 1	≤ 0.1°	202 kg
25240 lbf.ft	229×10³ lbf.ft	117×10³ lbf.ft	531×10³ lbf	212×10³ lbf	133×10³ lbf	106×10³ lbf			

"A" VIEW AS INPUT IS ALLOWED
输入端允许在"A"向视图

SPECIAL DESIGN BASE ON CUSTOMER'S REQUIREMENT
可根据顾客的要求进行非标设计

NOTICE 注意

- Please be sure to remain under the curve.选型时请确保实际载荷在曲线范围内。
- This drawing is just for your refenece.以上图纸仅供参考。
- This drawing is susbject to change due to new design without prior notice.本公司保留改进产品的权利而不再另行通知。
- Please contact the technical department for dimensions and performance parameters of the drives. 如果需要装置的外形尺寸和性能参考数，请与技术部门联系。

SLEWING DRIVE **回转式减速器**

WEA25-2

UNITS/单 位:mm
1inch=25.4mm

Weight:273kg

FRONT VIEW
正视图

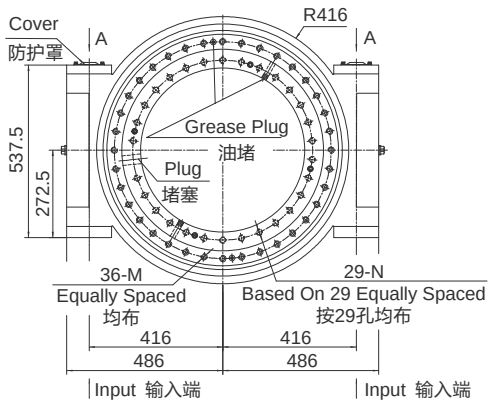

SIDE VIEW
侧视图

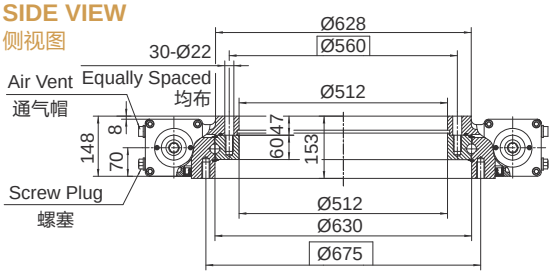

INPUT 输入端视图

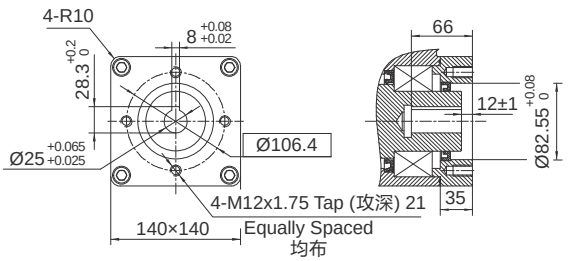

Ø25

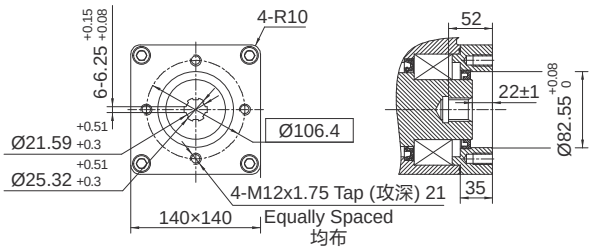

6B Spline花键

承载力矩图 MOMENT LOAD CHART

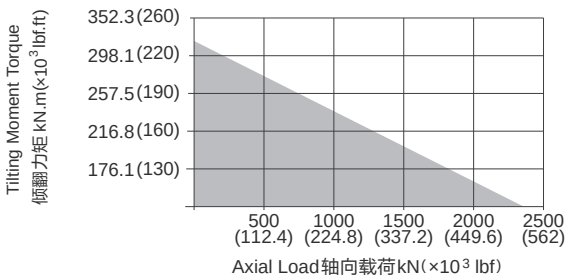

安装孔选项 Mounting Holes Option

Code 代码	M (Outer Ring 外圈)	N (Inner Ring 内圈)
—	M20×2.5 Tap (攻深)40	M20×2.5 Tap (攻深)40
T	M20×2.5 Tap (攻深)40	Ø22 Thru (通孔)
B	3/4"-10UNC-2B Tap (攻深)40	3/4"-10UNC-2B Tap (攻深)40
BT	3/4"-10UNC-2B Tap (攻深)40	Ø22 Thru (通孔)

性能参数表 Slewing Drive Performance Parameters

Output Torque	Tilting Moment Torque	Holding Torque	Static Axial Rating	Static Radial Rating	Dynamic Axial Rating	Dynamic Radial Rating	Gear Ratio	Tracking Precision	Weight
输出转矩	倾覆力矩	保持力矩	轴向静载荷	径向静载荷	轴向动载荷	径向动载荷	减速比	精度等级	重量
58 kN.m	310 kN.m	247 kN.m	2360 kN	945 kN	590 kN	470 kN	108 : 1	≤ 0.12°	273 kg
42800 lbf.ft	229×10³ lbf.ft	182.3×10³ lbf.ft	531×10³ lbf	212×10³ lbf	133×10³ lbf	106×10³ lbf			

"A" VIEW AS INPUT IS ALLOWED
输入端允许在"A"向视图

SPECIAL DESIGN BASE ON CUSTOMER'S REQUIREMENT
可根据顾客的要求进行非标设计

NOTICE 注意

- Please be sure to remain under the curve.选型时请确保实际载荷在曲线范围内。
- This drawing is just for your refenece.以上图纸仅供参考。
- This drawing is susbject to change due to new design without prior notice.本公司保留改进产品的权利而不再另行通知。
- Please contact the technical department for dimensions and performance parameters of the drives. 如果需要装置的外形尺寸和性能参考数，请与技术部门联系。

WEA28



UNITS/单 位:mm
1inch=25.4mm

Weight:418kg

FRONT VIEW
正视图

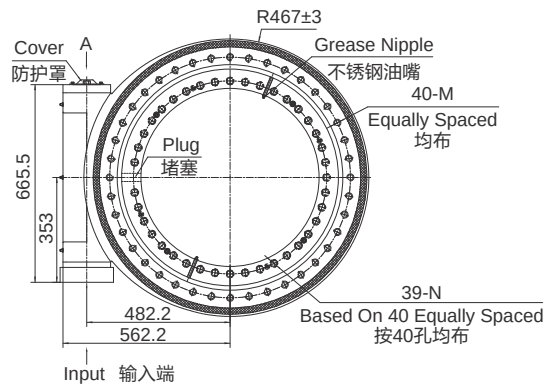

INPUT 输入端视图

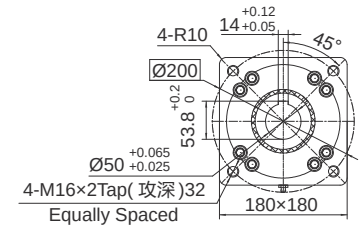

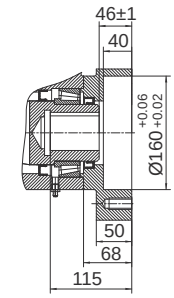

Ø50

SIDE VIEW
侧视图

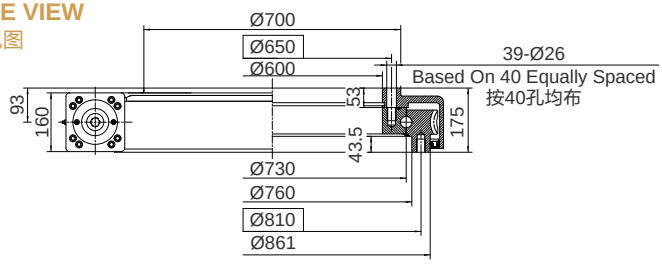

承载力矩图 MOMENT LOAD CHART

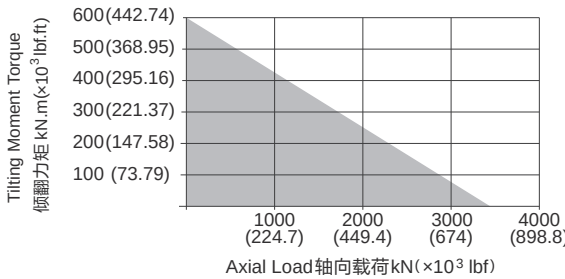

安装孔选项 Mounting Holes Option

Code 代码	M (Outer Ring 外圈)	N (Inner Ring 内圈)
—	M24×3 Tap (攻深)36	M24×3 Tap (攻深)36
T	M24×3 Tap (攻深)36	Ø26 Thru (通孔)
B	7/8"-9UNC-2B Tap (攻深)36	7/8"-9UNC-2B Tap (攻深)36
BT	7/8"-9UNC-2B Tap (攻深)36	Ø26 Thru (通孔)

性能参数表 Slewing Drive Performance Parameters

Output Torque	Tilting Moment Torque	Holding Torque	Static Axial Rating	Static Radial Rating	Dynamic Axial Rating	Dynamic Radial Rating	Gear Ratio	Tracking Precision	Weight
输出转矩	倾覆力矩	保持力矩	轴向静载荷	径向静载荷	轴向动载荷	径向动载荷	减速比	精度等级	重量
40 kN.m	600 kN.m	250 kN.m	3400 kN	1360 kN	850 kN	680 kN	110 : 1	≤ 0.15°	418 kg
29516 lbf.ft	443×10³ lbf.ft	184×10³ lbf.ft	764×10³ lbf	306×10³ lbf	191×10³ lbf	152.8×10³ lbf			

"A" VIEW AS INPUT IS ALLOWED
输入端允许在"A"向视图

SPECIAL DESIGN BASE ON CUSTOMER'S REQUIREMENT
可根据顾客的要求进行非标设计

NOTICE 注意

- Please be sure to remain under the curve.选型时请确保实际载荷在曲线范围内。
- This drawing is just for your refenece.以上图纸仅供参考。
- This drawing is susbject to change due to new design without prior notice.本公司保留改进产品的权利而不再另行通知。
- Please contact the technical department for dimensions and performance parameters of the drives. 如果需要装置的外形尺寸和性能参考数，请与技术部门联系。

WEB7



UNITS/单 位:mm
1inch=25.4mm

Weight:37kg

FRONT VIEW
正视图

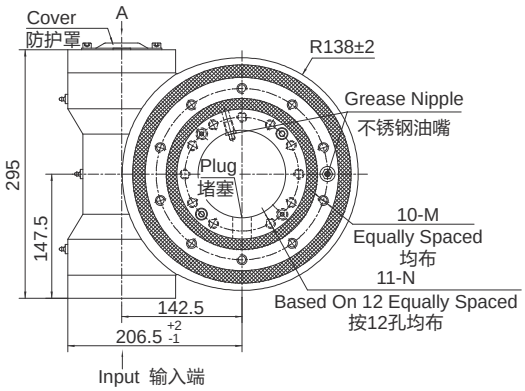

SIDE VIEW
侧视图

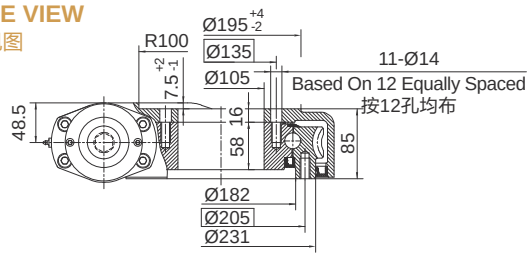

INPUT 输入端视图

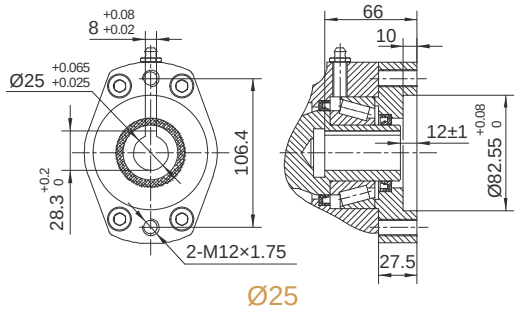

Ø25

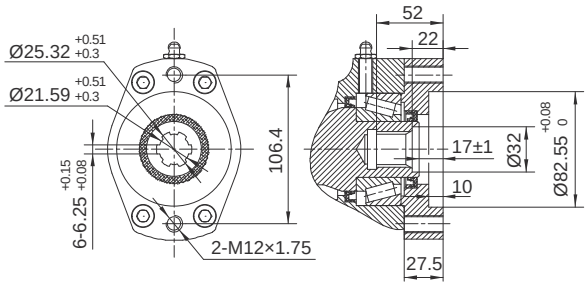

6B Spline花键

承载力矩图 MOMENT LOAD CHART

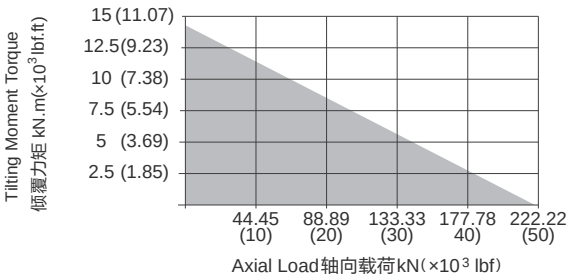

安装孔选项 Mounting Holes Option

Code 代码	M (Outer Ring 外圈)	N (Inner Ring 内圈)
—	M12×1.75 Tap (攻深)25	M12×1.75 Tap (攻深)25
T	M12×1.75 Tap (攻深)25	Ø14 Thru (通孔)
B	1/2"-13UNC-2B Tap (攻深)25	1/2"-13UNC-2B Tap (攻深)25
BT	1/2"-13UNC-2B Tap (攻深)25	Ø14 Thru (通孔)

性能参数表 Slewing Drive Performance Parameters

Output Torque	Tilting Moment Torque	Holding Torque	Static Axial Rating	Static Radial Rating	Dynamic Axial Rating	Dynamic Radial Rating	Gear Ratio	Tracking Precision	Weight
输出转矩	倾覆力矩	保持力矩	轴向静载荷	径向静载荷	轴向动载荷	径向动载荷	减速比	精度等级	重量
3.5 kN.m	14.2 kN.m	20 kN.m	220 kN	90 kN	63 kN	48 kN	47 : 1	≤ 0.15°	37kg
2583 lbf.ft	10.5×10³ lbf.ft	14.8×10³ lbf.ft	49.5×10³ lbf	20.2×10³ lbf	14.2×10³ lbf	10.8×10³ lbf			

"A" VIEW AS INPUT IS ALLOWED
输入端允许在"A"向视图

SPECIAL DESIGN BASE ON CUSTOMER'S REQUIREMENT
可根据顾客的要求进行非标设计

NOTICE 注意

- Please be sure to remain under the curve.选型时请确保实际载荷在曲线范围内。
- This drawing is just for your refenece.以上图纸仅供参考。
- This drawing is susbject to change due to new design without prior notice.本公司保留改进产品的权利而不再另行通知。
- Please contact the technical department for dimensions and performance parameters of the drives. 如果需要装置的外形尺寸和性能参考数，请与技术部门联系。

WEB9



UNITS/单 位:mm
1inch=25.4mm

Weight:54kg

FRONT VIEW
正视图

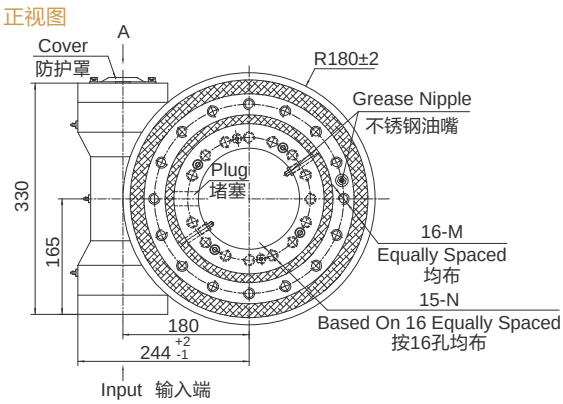

SIDE VIEW
侧视图

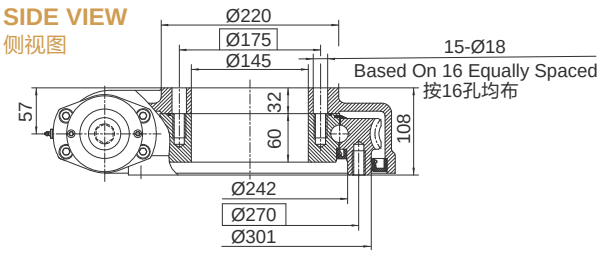

INPUT 输入端视图

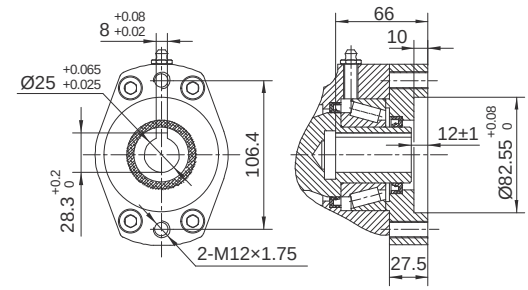

Ø25

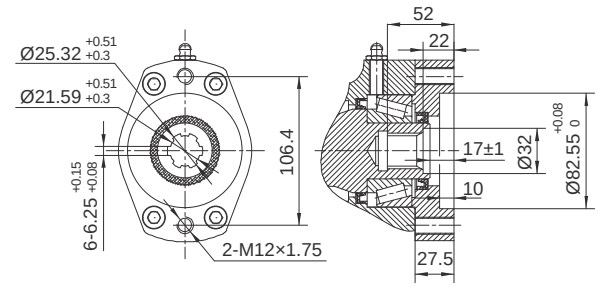

6B Spline花键

承载力矩图 MOMENT LOAD CHART

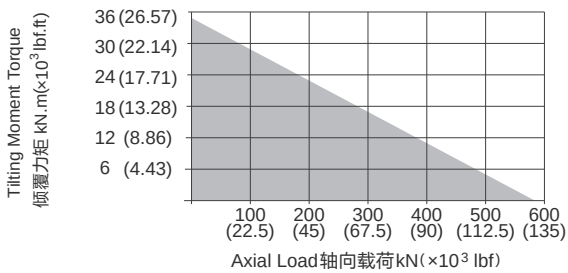

安装孔选项 Mounting Holes Option

Code 代码	M (Outer Ring 外圈)	N (Inner Ring 内圈)
—	M16×2 Tap (攻深)30	M16×2 Tap (攻深)30
T	M16×2 Tap (攻深)30	Ø18 Thru (通孔)
B	5/8"-11UNC-2B Tap (攻深)30	5/8"-11UNC-2B Tap (攻深)30
BT	5/8"-11UNC-2B Tap (攻深)30	Ø18Thru (通孔)

性能参数表 Slewing Drive Performance Parameters

Output Torque	Tilting Moment Torque	Holding Torque	Static Axial Rating	Static Radial Rating	Dynamic Axial Rating	Dynamic Radial Rating	Gear Ratio	Tracking Precision	Weight
输出转矩	倾覆力矩	保持力矩	轴向静载荷	径向静载荷	轴向动载荷	径向动载荷	减速比	精度等级	重量
8 kN.m	35.6 kN.m	34.5 kN.m	578 kN	215 kN	136 kN	115 kN	62 : 1	≤ 0.15°	54kg
5904 lbf.ft	26.3×10³ lbf.ft	25.5×10³ lbf.ft	129.9×10³ lbf	48.3×10³ lbf	30.6×10³ lbf	25.9×10³ lbf			

"A" VIEW AS INPUT IS ALLOWED
输入端允许在"A"向视图

SPECIAL DESIGN BASE ON CUSTOMER'S REQUIREMENT
可根据顾客的要求进行非标设计

NOTICE 注意

- Please be sure to remain under the curve.选型时请确保实际载荷在曲线范围内。
- This drawing is just for your refenece.以上图纸仅供参考。
- This drawing is susbject to change due to new design without prior notice.本公司保留改进产品的权利而不再另行通知。
- Please contact the technical department for dimensions and performance parameters of the drives. 如果需要装置的外形尺寸和性能参考数，请与技术部门联系。

WEB12



UNITS/单 位:mm
1inch=25.4mm

Weight:70kg

FRONT VIEW
正视图

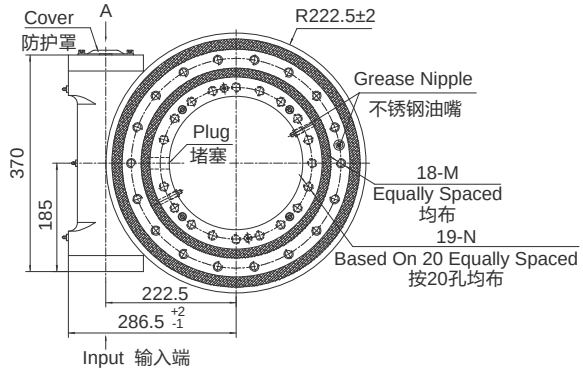

SIDE VIEW
侧视图

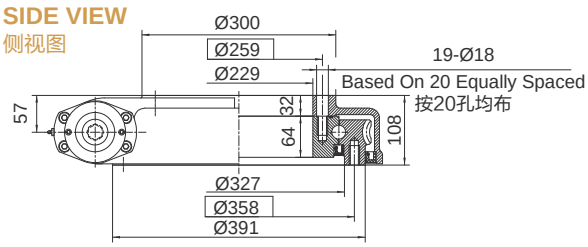

INPUT 输入端视图

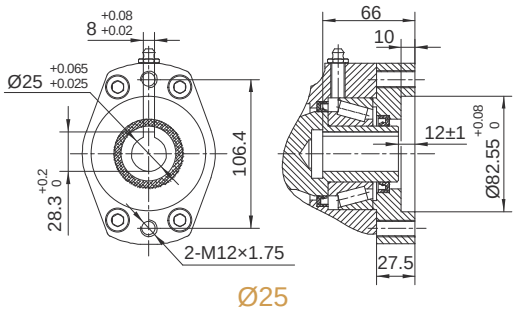

Ø25

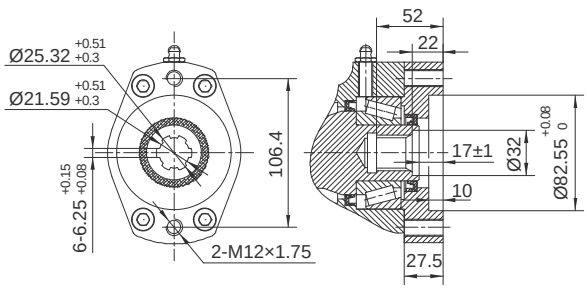

6B Spline花键

承载力矩图 MOMENT LOAD CHART

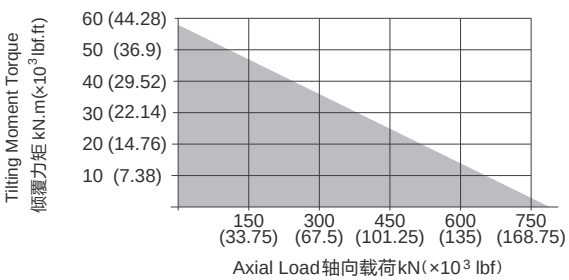

安装孔选项 Mounting Holes Option

Code 代码	M (Outer Ring 外圈)	N (Inner Ring 内圈)
—	M16×2 Tap (攻深)30	M16×2 Tap (攻深)30
T	M16×2 Tap (攻深)30	Ø18 Thru (通孔)
B	5/8"-11UNC-2B Tap (攻深)30	5/8"-11UNC-2B Tap (攻深)30
BT	5/8"-11UNC-2B Tap (攻深)30	Ø18 Thru (通孔)

性能参数表 Slewing Drive Performance Parameters

Output Torque	Tilting Moment Torque	Holding Torque	Static Axial Rating	Static Radial Rating	Dynamic Axial Rating	Dynamic Radial Rating	Gear Ratio	Tracking Precision	Weight
输出转矩	倾覆力矩	保持力矩	轴向静载荷	径向静载荷	轴向动载荷	径向动载荷	减速比	精度等级	重量
9.5 kN.m	57 kN.m	43 kN.m	760 kN	280 kN	190 kN	148 kN	79 : 1	≤ 0.15°	70kg
7011 lbf.ft	42.1×10³ lbf.ft	32×10³ lbf.ft	171.1×10³ lbf	62.9×10³ lbf	42.7×10³ lbf	33.3×10³ lbf			

"A" VIEW AS INPUT IS ALLOWED
输入端允许在"A"向视图

SPECIAL DESIGN BASE ON CUSTOMER'S REQUIREMENT
可根据顾客的要求进行非标设计

NOTICE 注意

- Please be sure to remain under the curve.选型时请确保实际载荷在曲线范围内。
- This drawing is just for your refenece.以上图纸仅供参考。
- This drawing is susbject to change due to new design without prior notice.本公司保留改进产品的权利而不再另行通知。
- Please contact the technical department for dimensions and performance parameters of the drives. 如果需要装置的外形尺寸和性能参考数，请与技术部门联系。

SLEWING DRIVE **回转式减速器**

WEB14



UNITS/单 位:mm
1inch=25.4mm

Weight:76kg

FRONT VIEW
正视图

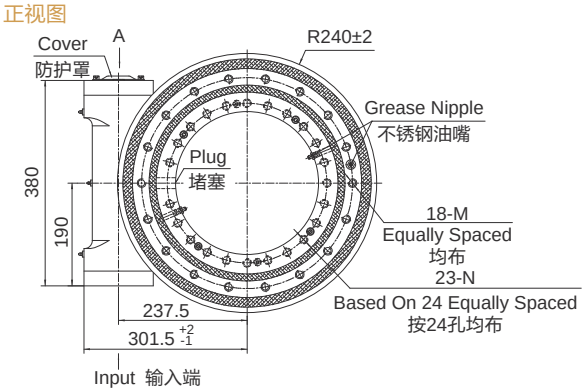

SIDE VIEW
侧视图

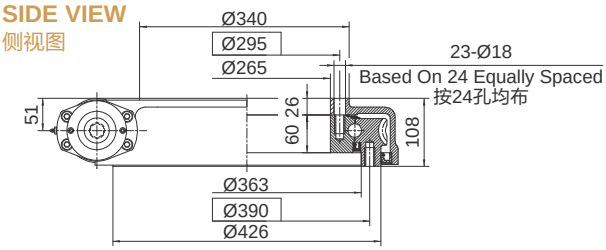

INPUT 输入端视图

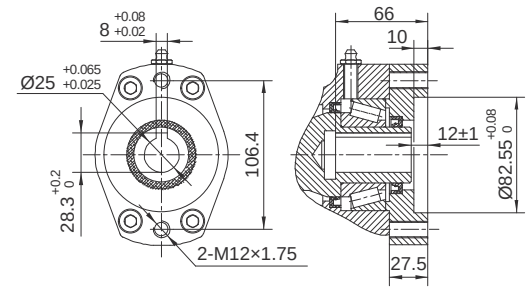

Ø25

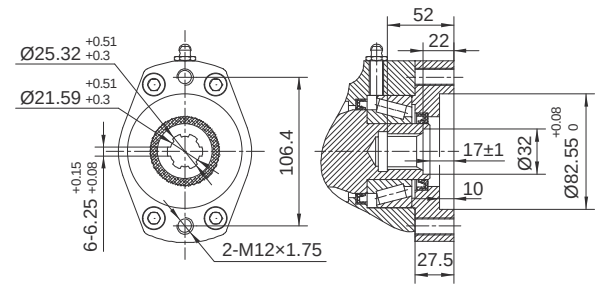

6B Spline花键

承载力矩图 MOMENT LOAD CHART

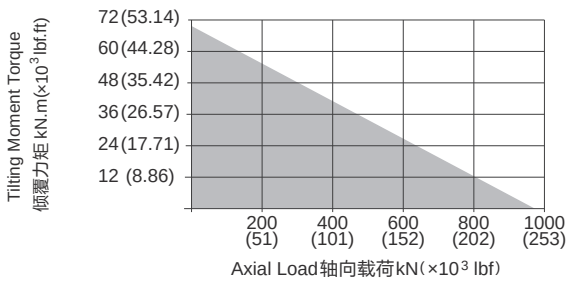

安装孔选项 Mounting Holes Option

Code 代码	M (Outer Ring 外圈)	N (Inner Ring 内圈)
—	M16×2 Tap (攻深)30	M16×2 Tap (攻深)30
T	M16×2 Tap (攻深)30	Ø18 Thru (通孔)
B	5/8"-11UNC-2B Tap (攻深)30	5/8"-11UNC-2B Tap (攻深)30
BT	5/8"-11UNC-2B Tap (攻深)30	Ø18Thru (通孔)

性能参数表 Slewing Drive Performance Parameters

Output Torque	Tilting Moment Torque	Holding Torque	Static Axial Rating	Static Radial Rating	Dynamic Axial Rating	Dynamic Radial Rating	Gear Ratio	Tracking Precision	Weight
输出转矩	倾覆力矩	保持力矩	轴向静载荷	径向静载荷	轴向动载荷	径向动载荷	减速比	精度等级	重量
10.8 kN.m	71.2 kN.m	48 kN.m	960 kN	360 kN	230 kN	200 kN	86 : 1	≤ 0.13°	76kg
7970 lbf.ft	52.6×10³ lbf.ft	35×10³ lbf.ft	215.8×10³ lbf	80.9×10³ lbf	51.7×10³ lbf	44.9×10³ lbf			

"A" VIEW AS INPUT IS ALLOWED
输入端允许在"A"向视图

SPECIAL DESIGN BASE ON CUSTOMER'S REQUIREMENT
可根据顾客的要求进行非标设计

NOTICE 注意

- Please be sure to remain under the curve.选型时请确保实际载荷在曲线范围内。
- This drawing is just for your refenece.以上图纸仅供参考。
- This drawing is susbject to change due to new design without prior notice.本公司保留改进产品的权利而不再另行通知。
- Please contact the technical department for dimensions and performance parameters of the drives. 如果需要装置的外形尺寸和性能参考数，请与技术部门联系。

SLEWING DRIVE **回转式减速器**

WEB14-2

UNITS/单 位:mm
1inch=25.4mm

Weight:92kg

FRONT VIEW
正视图

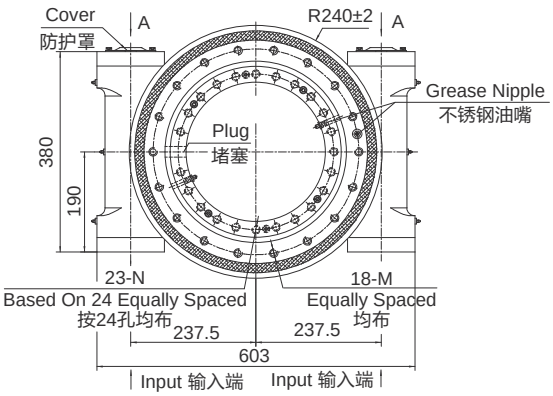

SIDE VIEW
侧视图

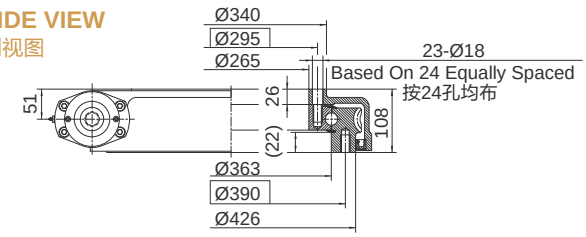

INPUT 输入端视图

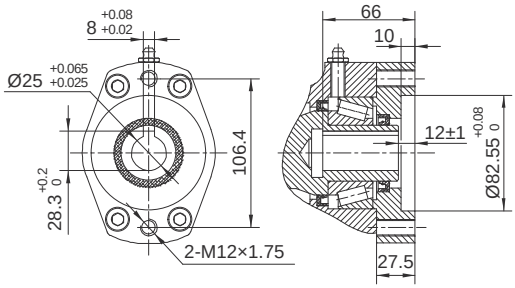

Ø25

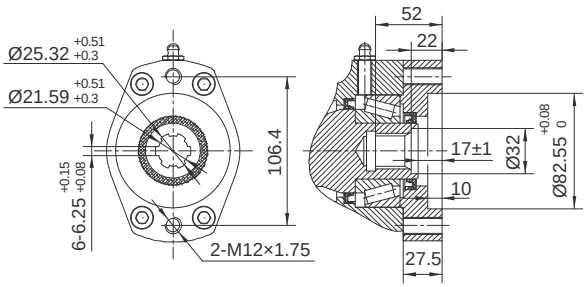

6B Spline花键

承载力矩图 MOMENT LOAD CHART

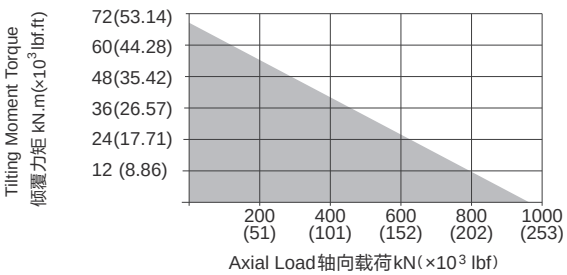

安装孔选项 Mounting Holes Option

Code 代码	M (Outer Ring 外圈)	N (Inner Ring 内圈)
—	M16×2 Tap (攻深)30	M16×2 Tap (攻深)30
T	M16×2 Tap (攻深)30	Ø18 Thru (通孔)
B	5/8"-11UNC-2B Tap (攻深)30	5/8"-11UNC-2B Tap (攻深)30
BT	5/8"-11UNC-2B Tap (攻深)30	Ø18 Thru (通孔)

性能参数表 Slewing Drive Performance Parameters

Output Torque	Tilting Moment Torque	Holding Torque	Static Axial Rating	Static Radial Rating	Dynamic Axial Rating	Dynamic Radial Rating	Gear Ratio	Tracking Precision	Weight
输出转矩	倾覆力矩	保持力矩	轴向静载荷	径向静载荷	轴向动载荷	径向动载荷	减速比	精度等级	重量
16.2 kN.m	71.2 kN.m	82 kN.m	960 kN	360 kN	230 kN	200 kN	86 : 1	≤ 0.15°	92kg
11956 lbf.ft	52.6×10³ lbf.ft	60.5×10³ lbf.ft	215.8×10³ lbf	80.9×10³ lbf	51.7×10³ lbf	44.9×10³ lbf			

"A" VIEW AS INPUT IS ALLOWED
输入端允许在"A"向视图

SPECIAL DESIGN BASE ON CUSTOMER'S REQUIREMENT
可根据顾客的要求进行非标设计

NOTICE 注意

- Please be sure to remain under the curve.选型时请确保实际载荷在曲线范围内。
- This drawing is just for your refenece.以上图纸仅供参考。
- This drawing is susbject to change due to new design without prior notice.本公司保留改进产品的权利而不再另行通知。
- Please contact the technical department for dimensions and performance parameters of the drives. 如果需要装置的外形尺寸和性能参考数，请与技术部门联系。

SLEWING DRIVE **回转式减速器**

WEB15



UNITS/单 位:mm
1inch=25.4mm

Weight:68kg

FRONT VIEW
正视图

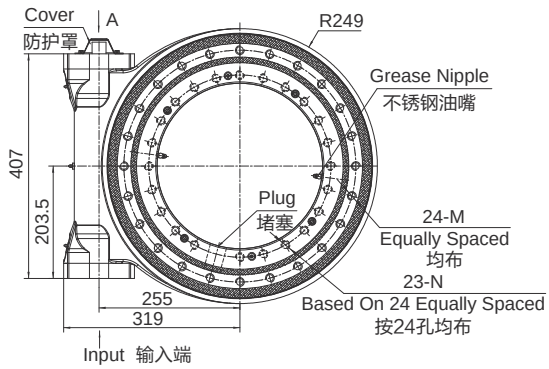

SIDE VIEW
侧视图

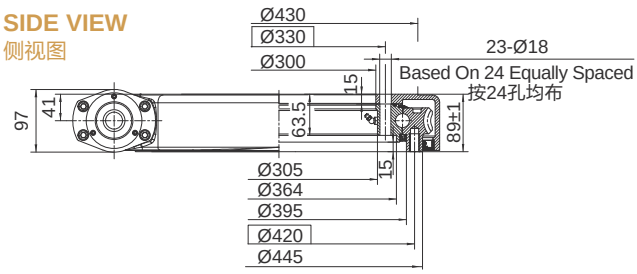

INPUT 输入端视图

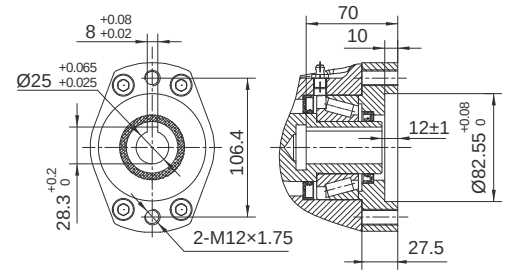

Ø25

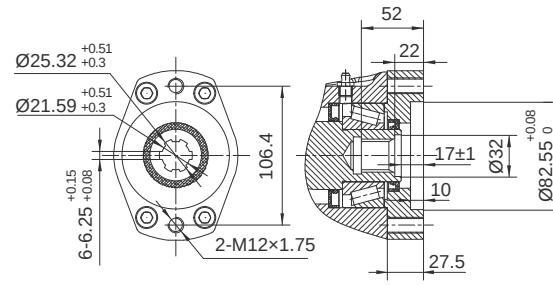

6B Spline花键

承载力矩图 MOMENT LOAD CHART

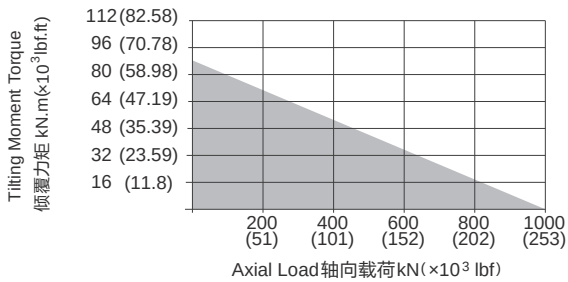

安装孔选项 Mounting Holes Option

Code 代码	M (Outer Ring 外圈)	N (Inner Ring 内圈)
—	M16×2 Tap (攻深)28	M16×2 Tap (攻深)28
T	M16×2 Tap (攻深)28	Ø17 Thru (通孔)
B	5/8"-11UNC-2B Tap (攻深)28	5/8"-11UNC-2B Tap (攻深)28
BT	5/8"-11UNC-2B Tap (攻深)28	Ø17Thru (通孔)

性能参数表 Slewing Drive Performance Parameters

Output Torque	Tilting Moment Torque	Holding Torque	Static Axial Rating	Static Radial Rating	Dynamic Axial Rating	Dynamic Radial Rating	Gear Ratio	Tracking Precision	Weight
输出转矩	倾覆力矩	保持力矩	轴向静载荷	径向静载荷	轴向动载荷	径向动载荷	减速比	精度等级	重量
12 kN.m	90 kN.m	50 kN.m	1000 kN	400 kN	240 kN	220 kN	92 : 1	≤ 0.1°	68kg
8856 lbf.ft	66×10³ lbf.ft	37×10³ lbf.ft	224.8×10³ lbf	89.9×10³ lbf	54×10³ lbf	49.5×10³ lbf			

"A" VIEW AS INPUT IS ALLOWED
输入端允许在"A"向视图

SPECIAL DESIGN BASE ON CUSTOMER'S REQUIREMENT
可根据顾客的要求进行非标设计

NOTICE 注意

- Please be sure to remain under the curve.选型时请确保实际载荷在曲线范围内。
- This drawing is just for your refenece.以上图纸仅供参考。
- This drawing is susbject to change due to new design without prior notice.本公司保留改进产品的权利而不再另行通知。
- Please contact the technical department for dimensions and performance parameters of the drives. 如果需要装置的外形尺寸和性能参考数，请与技术部门联系。

WEB17



UNITS/单 位:mm
1inch=25.4mm

Weight:101kg

FRONT VIEW
正视图

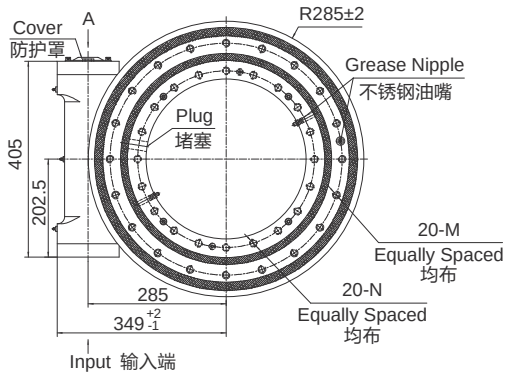

SIDE VIEW
侧视图

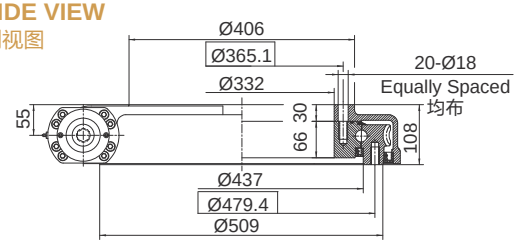

INPUT 输入端视图

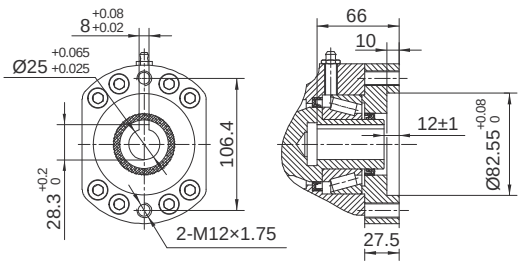

Ø25

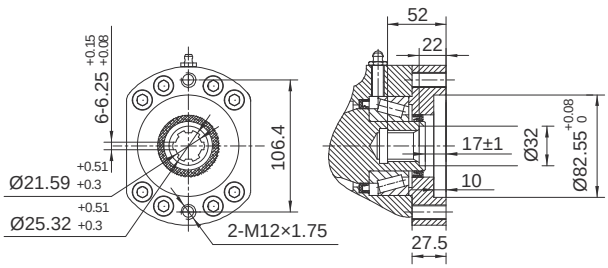

6B Spline花键

承载力矩图 MOMENT LOAD CHART

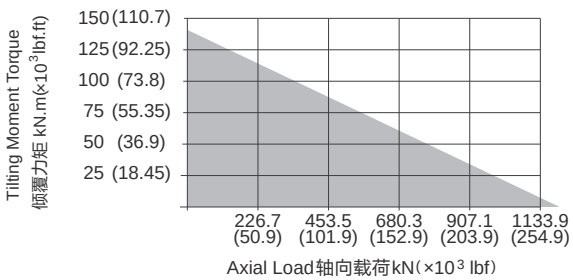

安装孔选项 Mounting Holes Option

Code 代码	M (Outer Ring 外圈)	N (Inner Ring 内圈)
—	M16×2 Tap (攻深)32	M16×2 Tap (攻深)32
T	M16×2 Tap (攻深)32	Ø18 Thru (通孔)
B	5/8"-11UNC-2B Tap (攻深)32	5/8"-11UNC-2B Tap (攻深)32
BT	5/8"-11UNC-2B Tap (攻深)32	Ø18 Thru (通孔)

性能参数表 Slewing Drive Performance Parameters

Output Torque	Tilting Moment Torque	Holding Torque	Static Axial Rating	Static Radial Rating	Dynamic Axial Rating	Dynamic Radial Rating	Gear Ratio	Tracking Precision	Weight
输出转矩	倾覆力矩	保持力矩	轴向静载荷	径向静载荷	轴向动载荷	径向动载荷	减速比	精度等级	重量
12.96 kN.m	142.4 kN.m	72.3 kN.m	1166 kN	435 kN	280 kN	231 kN	104 : 1	≤ 0.1°	101kg
9564 lbf.ft	105×10³ lbf.ft	53.4×10³ lbf.ft	262×10³ lbf	97.8×10³ lbf	62.9×10³ lbf	51.9×10³ lbf			

"A" VIEW AS INPUT IS ALLOWED
输入端允许在"A"向视图

SPECIAL DESIGN BASE ON CUSTOMER'S REQUIREMENT
可根据顾客的要求进行非标设计

NOTICE 注意

- Please be sure to remain under the curve.选型时请确保实际载荷在曲线范围内。
- This drawing is just for your refenece.以上图纸仅供参考。
- This drawing is susbject to change due to new design without prior notice.本公司保留改进产品的权利而不再另行通知。
- Please contact the technical department for dimensions and performance parameters of the drives. 如果需要装置的外形尺寸和性能参考数，请与技术部门联系。

SLEWING DRIVE **回转式减速器**

WEB17-2

UNITS/单 位:mm
1inch=25.4mm

Weight:121kg

FRONT VIEW
正视图

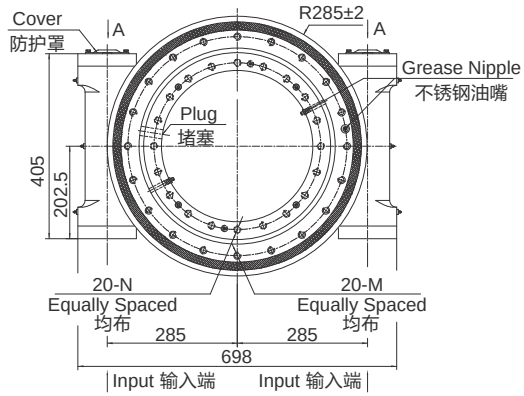

SIDE VIEW
侧视图

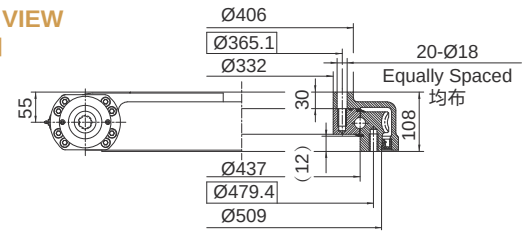

INPUT 输入端视图

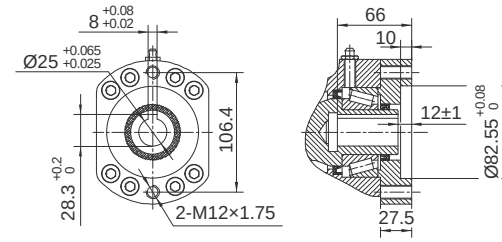

Ø25

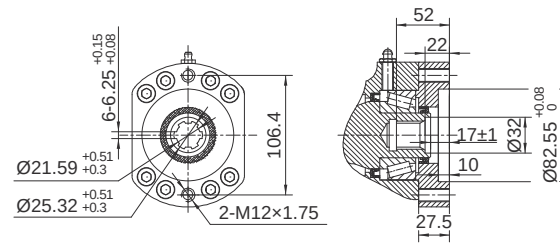

6B Spline花键

承载力矩图 MOMENT LOAD CHART

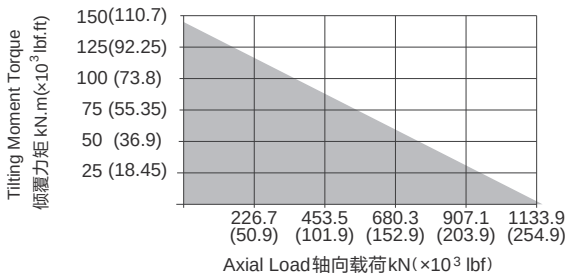

安装孔选项 Mounting Holes Option

Code 代码	M (Outer Ring 外圈)	N (Inner Ring 内圈)
—	M16×2 Tap (攻深)32	M16×2 Tap (攻深)32
T	M16×2 Tap (攻深)32	Ø18 Thru (通孔)
B	5/8"-11UNC-2B Tap (攻深)32	5/8"-11UNC-2B Tap (攻深)32
BT	5/8"-11UNC-2B Tap (攻深)32	Ø18 Thru (通孔)

性能参数表 Slewing Drive Performance Parameters

Output Torque	Tilting Moment Torque	Holding Torque	Static Axial Rating	Static Radial Rating	Dynamic Axial Rating	Dynamic Radial Rating	Gear Ratio	Tracking Precision	Weight
输出转矩	倾覆力矩	保持力矩	轴向静载荷	径向静载荷	轴向动载荷	径向动载荷	减速比	精度等级	重量
19.44 kN.m	142.4 kN.m	94 kN.m	1166 kN	435 kN	280 kN	231 kN	104 : 1	≤ 0.15°	121kg
14347 lbf.ft	105.1×10³ lbf.ft	53.4×10³ lbf.ft	262×10³ lbf	97.8×10³ lbf	62.9×10³ lbf	51.9×10³ lbf			

"A" VIEW AS INPUT IS ALLOWED
输入端允许在"A"向视图

SPECIAL DESIGN BASE ON CUSTOMER'S REQUIREMENT
可根据顾客的要求进行非标设计

NOTICE 注意

- Please be sure to remain under the curve.选型时请确保实际载荷在曲线范围内。
- This drawing is just for your refenece.以上图纸仅供参考。
- This drawing is susbject to change due to new design without prior notice.本公司保留改进产品的权利而不再另行通知。
- Please contact the technical department for dimensions and performance parameters of the drives. 如果需要装置的外形尺寸和性能参考数，请与技术部门联系。

WEB19B



UNITS/单 位:mm
1inch=25.4mm

Weight:128kg

FRONT VIEW
正视图

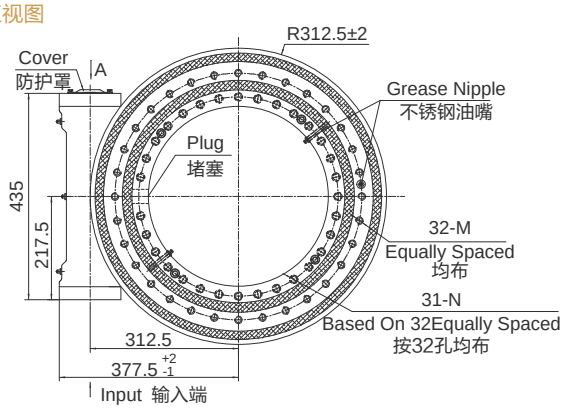

INPUT 输入端视图

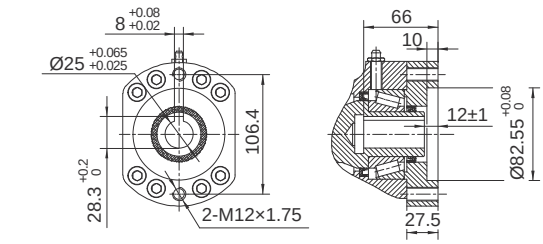

Ø25

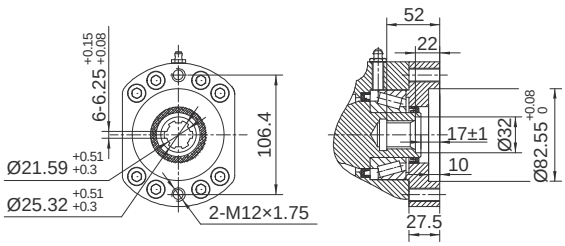

6B Spline花键

SIDE VIEW
侧视图

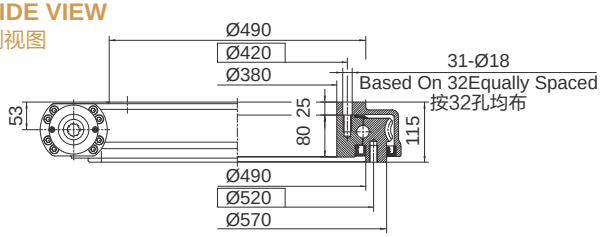

承载力矩图 MOMENT LOAD CHART

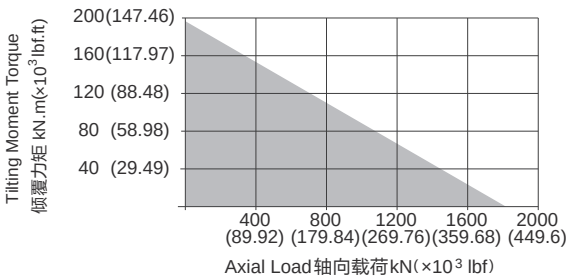

安装孔选项 Mounting Holes Option

Code 代码	M (Outer Ring 外圈)	N (Inner Ring 内圈)
—	M16×2 Tap (攻深)32	M16×2 Tap (攻深)32
T	M16×2 Tap (攻深)32	Ø18 Thru (通孔)
B	5/8"-11UNC-2B Tap (攻深)32	5/8"-11UNC-2B Tap (攻深)32
BT	5/8"-11UNC-2B Tap (攻深)32	Ø18Thru (通孔)

性能参数表 Slewing Drive Performance Parameters

Output Torque	Tilting Moment Torque	Holding Torque	Static Axial Rating	Static Radial Rating	Dynamic Axial Rating	Dynamic Radial Rating	Gear Ratio	Tracking Precision	Weight
输出转矩	倾覆力矩	保持力矩	轴向静载荷	径向静载荷	轴向动载荷	径向动载荷	减速比	精度等级	重量
18.5 kN.m	196 kN.m	80.1 kN.m	1800 kN	675 kN	290 kN	250 kN	94 : 1	≤ 0.1°	128kg
13653 lbf.ft	144.6×10³ lbf.ft	59.1×10³ lbf.ft	404.6×10³ lbf	151.7×10³ lbf	65.2×10³ lbf	56.2×10³ lbf			

"A" VIEW AS INPUT IS ALLOWED
输入端允许在"A"向视图

SPECIAL DESIGN BASE ON CUSTOMER'S REQUIREMENT
可根据顾客的要求进行非标设计

NOTICE 注意

- Please be sure to remain under the curve.选型时请确保实际载荷在曲线范围内。
- This drawing is just for your refenece.以上图纸仅供参考。
- This drawing is susbject to change due to new design without prior notice.本公司保留改进产品的权利而不再另行通知。
- Please contact the technical department for dimensions and performance parameters of the drives. 如果需要装置的外形尺寸和性能参考数，请与技术部门联系。

WEB21



UNITS/单 位:mm
1inch=25.4mm

Weight:182kg

FRONT VIEW
正视图

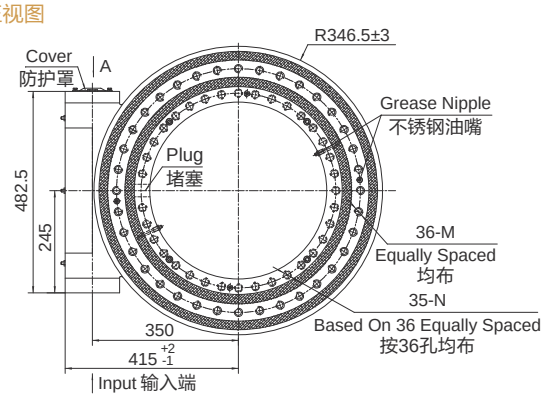

INPUT 输入端视图

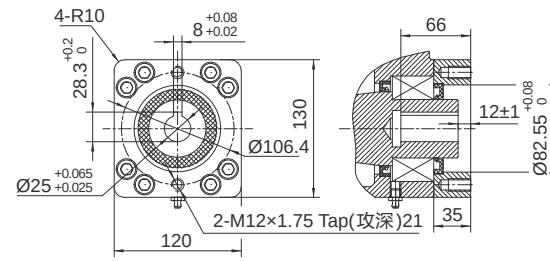

Ø25

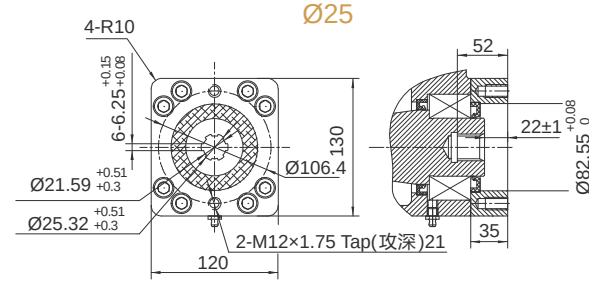

6B Spline花键

SIDE VIEW
侧视图

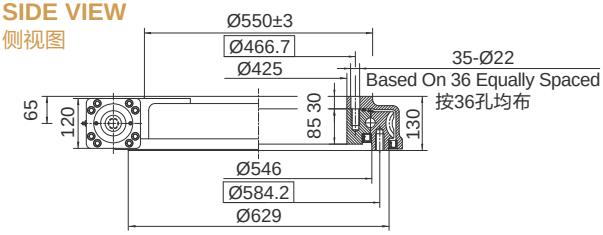

承载力矩图 MOMENT LOAD CHART

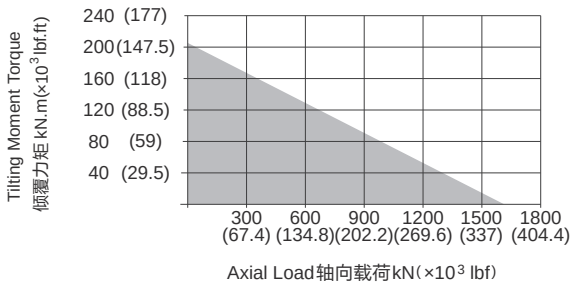

安装孔选项 Mounting Holes Option

Code 代码	M (Outer Ring 外圈)	N (Inner Ring 内圈)
—	M20×2.5 Tap (攻深)40	M20×2.5 Tap (攻深)40
T	M20×2.5 Tap (攻深)40	Ø22 Thru (通孔)
B	3/4"-10UNC-2B Tap (攻深)40	3/4"-10UNC-2B Tap (攻深)40
BT	3/4"-10UNC-2B Tap (攻深)40	Ø22 Thru (通孔)

性能参数表 Slewing Drive Performance Parameters

Output Torque	Tilting Moment Torque	Holding Torque	Static Axial Rating	Static Radial Rating	Dynamic Axial Rating	Dynamic Radial Rating	Gear Ratio	Tracking Precision	Weight
输出转矩	倾覆力矩	保持力矩	轴向静载荷	径向静载荷	轴向动载荷	径向动载荷	减速比	精度等级	重量
28.7 kN.m	203 kN.m	105.8 kN.m	1598 kN	640 kN	385 kN	335 kN	90 : 1	≤ 0.1°	182kg
21180 lbf.ft	105×10³ lbf.ft	78.1×10³ lbf.ft	359×10³ lbf	144×10³ lbf	87×10³ lbf	75×10³ lbf			

"A" VIEW AS INPUT IS ALLOWED
输入端允许在"A"向视图

SPECIAL DESIGN BASE ON CUSTOMER'S REQUIREMENT
可根据顾客的要求进行非标设计

NOTICE 注意

- Please be sure to remain under the curve.选型时请确保实际载荷在曲线范围内。
- This drawing is just for your refenece.以上图纸仅供参考。
- This drawing is susbject to change due to new design without prior notice.本公司保留改进产品的权利而不再另行通知。
- Please contact the technical department for dimensions and performance parameters of the drives. 如果需要装置的外形尺寸和性能参考数，请与技术部门联系。

WEB21-2

UNITS/单 位:mm
1inch=25.4mm

Weight:213kg

FRONT VIEW
正视图

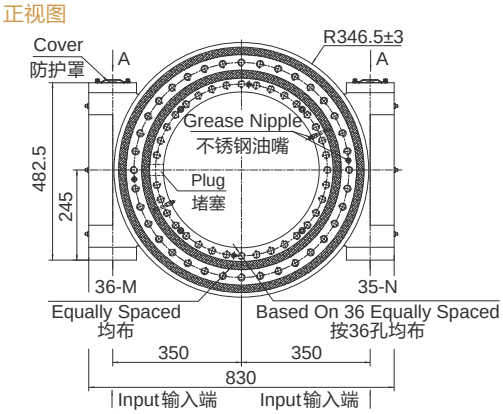

INPUT 输入端视图

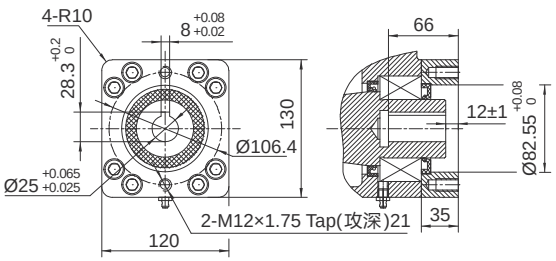

Ø25

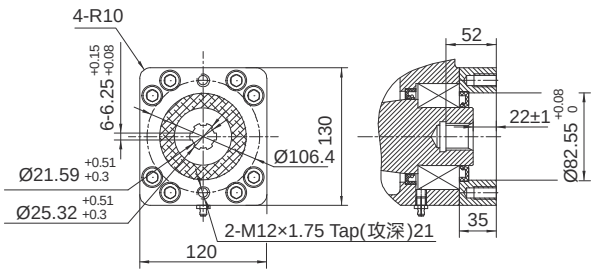

6B Spline花键

SIDE VIEW
侧视图

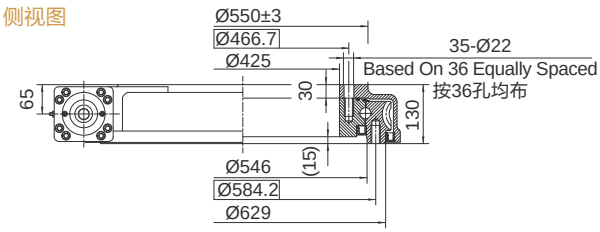

承载力矩图 MOMENT LOAD CHART

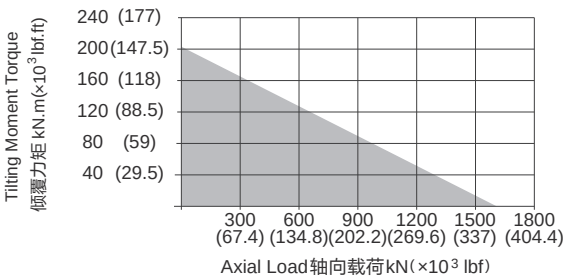

安装孔选项 Mounting Holes Option

Code 代码	M (Outer Ring 外圈)	N (Inner Ring 内圈)
—	M20×2.5 Tap (攻深)40	M20×2.5 Tap (攻深)40
T	M20×2.5 Tap (攻深)40	Ø22 Thru (通孔)
B	3/4"-10UNC-2B Tap (攻深)40	3/4"-10UNC-2B Tap (攻深)40
BT	3/4"-10UNC-2B Tap (攻深)40	Ø22 Thru (通孔)

性能参数表 Slewing Drive Performance Parameters

Output Torque	Tilting Moment Torque	Holding Torque	Static Axial Rating	Static Radial Rating	Dynamic Axial Rating	Dynamic Radial Rating	Gear Ratio	Tracking Precision	Weight
输出转矩	倾覆力矩	保持力矩	轴向静载荷	径向静载荷	轴向动载荷	径向动载荷	减速比	精度等级	重量
48 kN.m	203 kN.m	179.9 kN.m	1598 kN	640 kN	385 kN	335 kN	90 : 1	≤ 0.13°	213kg
35400 lbf.ft	105×10³ lbf.ft	133×10³ lbf.ft	359×10³ lbf	144×10³ lbf	87×10³ lbf	75×10³ lbf			

"A" VIEW AS INPUT IS ALLOWED
输入端允许在"A"向视图

SPECIAL DESIGN BASE ON CUSTOMER'S REQUIREMENT
可根据顾客的要求进行非标设计

NOTICE 注意

- Please be sure to remain under the curve.选型时请确保实际载荷在曲线范围内。
- This drawing is just for your refenece.以上图纸仅供参考。
- This drawing is susbject to change due to new design without prior notice.本公司保留改进产品的权利而不再另行通知。
- Please contact the technical department for dimensions and performance parameters of the drives. 如果需要装置的外形尺寸和性能参考数，请与技术部门联系。

WEB25



UNITS/单 位:mm
1inch=25.4mm

Weight:212kg

FRONT VIEW
正视图

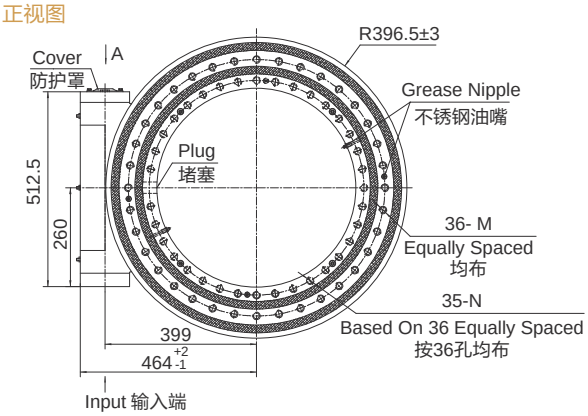

SIDE VIEW
侧视图

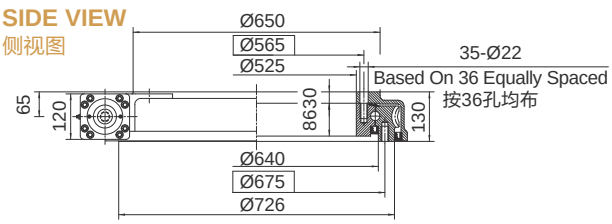

INPUT 输入端视图

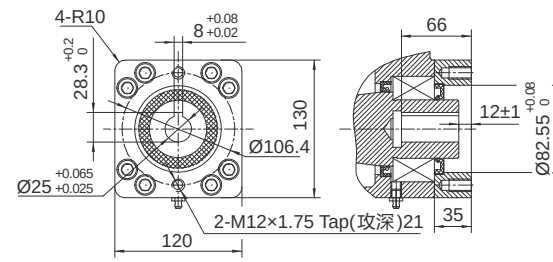

Ø25

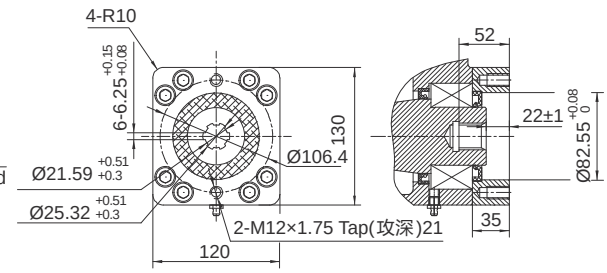

6B Spline花键

承载力矩图 MOMENT LOAD CHART

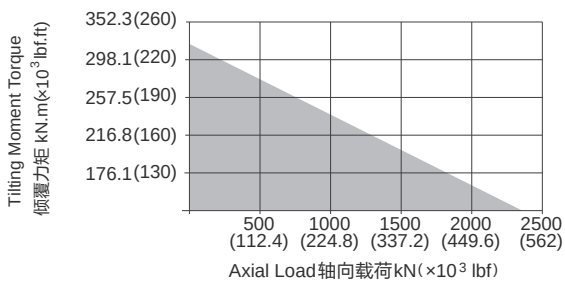

安装孔选项 Mounting Holes Option

Code 代码	M (Outer Ring 外圈)	N (Inner Ring 内圈)
—	M20×2.5 Tap (攻深)40	M20×2.5 Tap (攻深)40
T	M20×2.5 Tap (攻深)40	Ø22 Thru (通孔)
B	3/4"-10UNC-2B Tap (攻深)40	3/4"-10UNC-2B Tap (攻深)40
BT	3/4"-10UNC-2B Tap (攻深)40	Ø22Thru (通孔)

性能参数表 Slewing Drive Performance Parameters

Output Torque	Tilting Moment Torque	Holding Torque	Static Axial Rating	Static Radial Rating	Dynamic Axial Rating	Dynamic Radial Rating	Gear Ratio	Tracking Precision	Weight
输出转矩	倾覆力矩	保持力矩	轴向静载荷	径向静载荷	轴向动载荷	径向动载荷	减速比	精度等级	重量
34.2 kN.m	310 kN.m	158.3 kN.m	2360 kN	945 kN	590 kN	470 kN	104 : 1	≤ 0.1°	212kg
25240 lbf.ft	229×10³ lbf.ft	117×10³ lbf.ft	531×10³ lbf	212×10³ lbf	133×10³ lbf	106×10³ lbf			

"A" VIEW AS INPUT IS ALLOWED
输入端允许在"A"向视图

SPECIAL DESIGN BASE ON CUSTOMER'S REQUIREMENT
可根据顾客的要求进行非标设计

NOTICE 注意

- Please be sure to remain under the curve.选型时请确保实际载荷在曲线范围内。
- This drawing is just for your refenece.以上图纸仅供参考。
- This drawing is susbject to change due to new design without prior notice.本公司保留改进产品的权利而不再另行通知。
- Please contact the technical department for dimensions and performance parameters of the drives. 如果需要装置的外形尺寸和性能参考数，请与技术部门联系。

SLEWING DRIVE **回转式减速器**

WEB25-2

UNITS/单 位:mm
1inch=25.4mm

Weight:280kg

FRONT VIEW
正视图

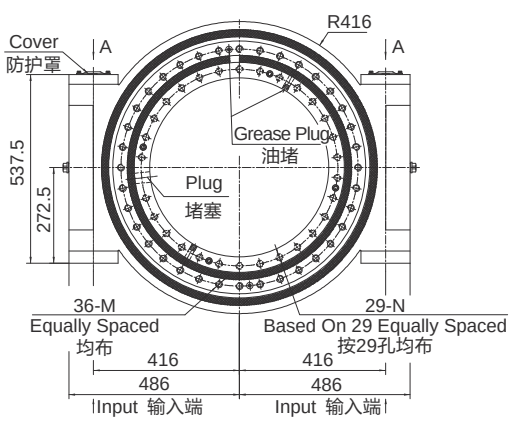

SIDE VIEW
侧视图

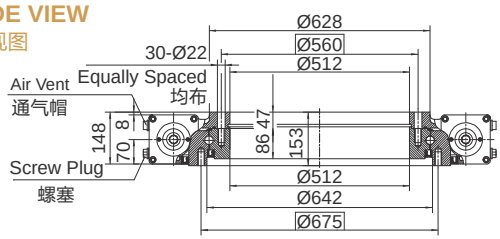

INPUT 输入端视图

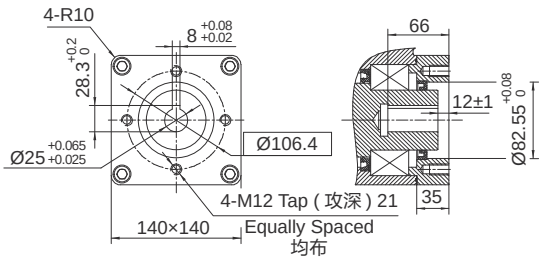

Ø25

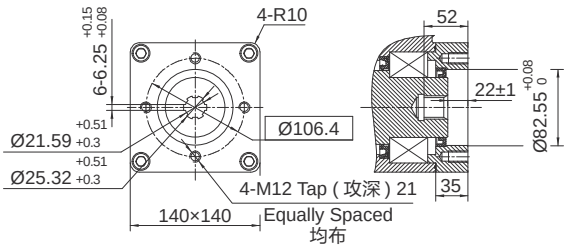

6B Spline花键

承载力矩图 MOMENT LOAD CHART

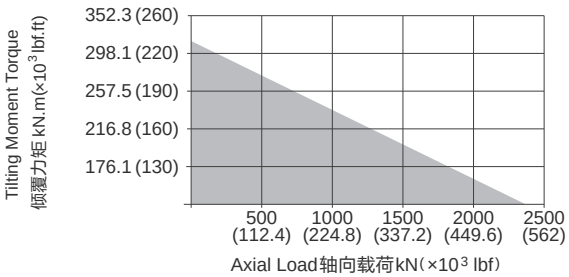

安装孔选项 Mounting Holes Option

Code 代码	M (Outer Ring 外圈)	N (Inner Ring 内圈)
—	M20×2.5 Tap (攻深)40	M20×2.5 Tap (攻深)40
T	M20×2.5 Tap (攻深)40	Ø22 Thru (通孔)
B	3/4"-10UNC-2B Tap (攻深40	3/4"-10UNC-2B Tap (攻深)40
BT	3/4"-10UNC-2B Tap (攻深40	Ø22 Thru (通孔)

性能参数表 Slewing Drive Performance Parameters

Output Torque	Tilting Moment Torque	Holding Torque	Static Axial Rating	Static Radial Rating	Dynamic Axial Rating	Dynamic Radial Rating	Gear Ratio	Tracking Precision	Weight
输出转矩	倾覆力矩	保持力矩	轴向静载荷	径向静载荷	轴向动载荷	径向动载荷	减速比	精度等级	重量
58 kN.m	310 kN.m	247 kN.m	2360 kN	945 kN	590 kN	470 kN	108 : 1	≤ 0.12°	280kg
42800 lbf.ft	229×10³ lbf.ft	182.3×10³ lbf.ft	531×10³ lbf	212×10³ lbf	133×10³ lbf	106×10³ lbf			

"A" VIEW AS INPUT IS ALLOWED
输入端允许在"A"向视图

SPECIAL DESIGN BASE ON CUSTOMER'S REQUIREMENT
可根据顾客的要求进行非标设计

NOTICE 注意

- Please be sure to remain under the curve.选型时请确保实际载荷在曲线范围内。
- This drawing is just for your refenece.以上图纸仅供参考。
- This drawing is susbject to change due to new design without prior notice.本公司保留改进产品的权利而不再另行通知。
- Please contact the technical department for dimensions and performance parameters of the drives. 如果需要装置的外形尺寸和性能参考数，请与技术部门联系。

SE3C-PE3C

UNITS/单 位:mm
1inch=25.4mm

Weight:12kg

FRONT VIEW
正视图

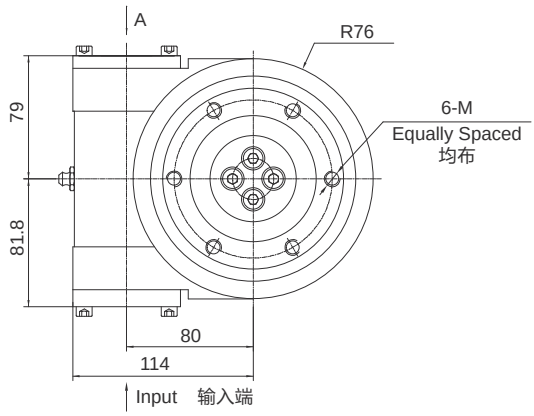

INPUT 输入端视图

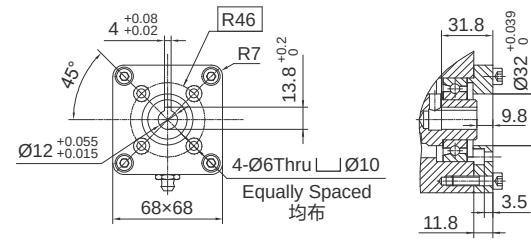

Ø12

SIDE VIEW
侧视图

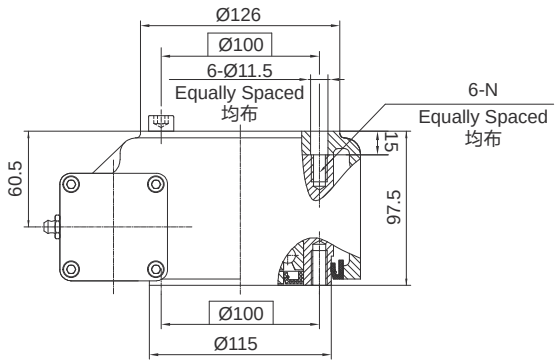

承载力矩图 MOMENT LOAD CHART

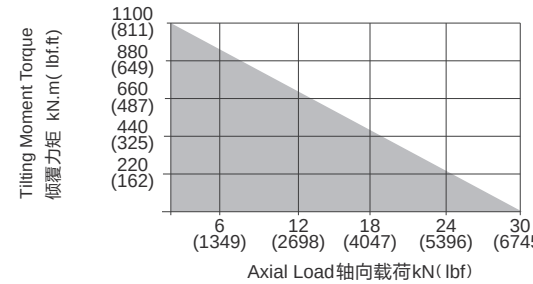

安装孔选项 Mounting Holes Option

Code 代码	M (Outer Ring 外圈)	N (Inner Ring 内圈)
—	M10×1.5 Tap (攻深)22	M10×1.5 Tap (攻深)17
B	3/8"-16UNC-2B Tap (攻深)22	3/8"-16UNC-2B Tap (攻深)17

性能参数表 Slewing Drive Performance Parameters

Model 类型	Output Torque 输出转矩	Tilting Moment Torque 倾覆力矩	Holding Torque 保持力矩	Static Axial Rating 轴向静载荷	Static Radial Rating 径向静载荷	Dynamic Axial Rating 轴向动载荷	Dynamic Radial Rating 径向动载荷	Gear Ratio 减速比	Tracking Precision 精度等级	Weight 重量
SE3C	400 N.m	1100 N.m	2000 N.m	30 kN	16.6 kN	9.6 kN	8.4 kN	62 : 1	≤ 0.2°	12 kg
	295 lbf.ft	811 lbf.ft	1475lbf.ft	6744 lbf	3732 lbf	2158 lbf	1888 lbf			
PE3C	400 N.m	1100 N.m	2000 N.m	30 kN	16.6 kN	9.6 kN	8.4 kN	62 : 1	≤ 0.15°	12 kg
	295 lbf.ft	811 lbf.ft	1475lbf.ft	6744 lbf	3732 lbf	2158 lbf	1888 lbf			

"A" VIEW AS INPUT IS ALLOWED
输入端允许在"A"向视图

SPECIAL DESIGN BASE ON CUSTOMER'S REQUIREMENT
可根据顾客的要求进行非标设计

NOTICE 注意

- Please be sure to remain under the curve.选型时请确保实际载荷在曲线范围内。
- This drawing is just for your refenece.以上图纸仅供参考。
- This drawing is susbject to change due to new design without prior notice.本公司保留改进产品的权利而不再另行通知。
- Please contact the technical department for dimensions and performance parameters of the drives. 如果需要装置的外形尺寸和性能参考数，请与技术部门联系。

SE5C-PE5C

UNITS/单 位:mm
1inch=25.4mm

Weight:16kg

FRONT VIEW
正视图

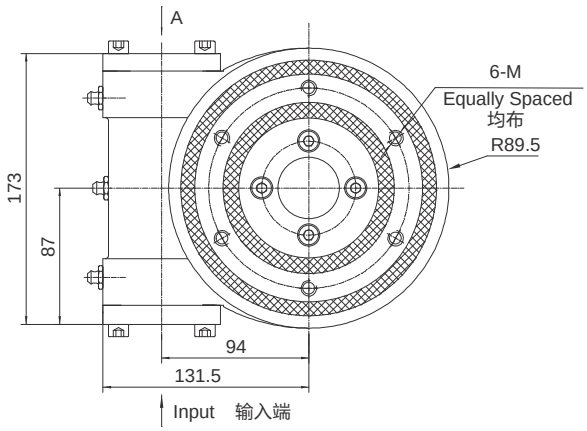

INPUT 输入端视图

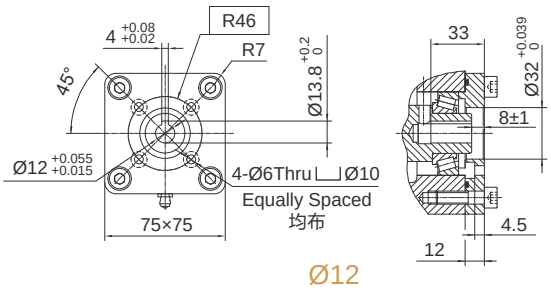

SIDE VIEW
侧视图

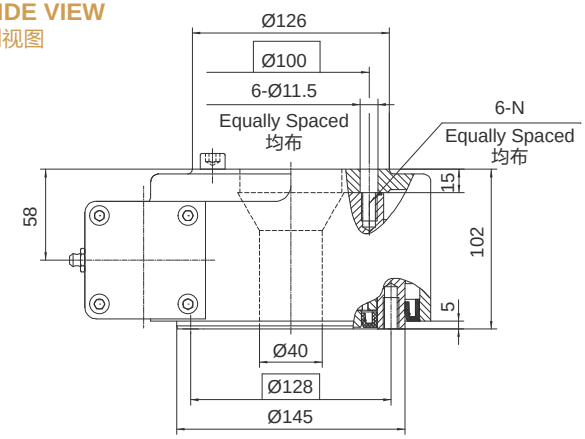

承载力矩图 MOMENT LOAD CHART

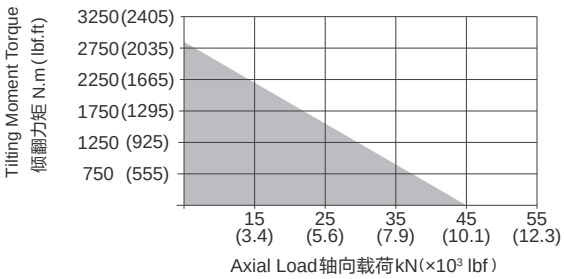

安装孔选项 Mounting Holes Option

Code 代码	M (Outer Ring 外圈)	N (Inner Ring 内圈)
—	M10×1.5 Tap (攻深)20	M10×1.5 Tap (攻深)18
B	3/8"-16UNC-2B Tap (攻深)20	3/8"-16UNC-2B Tap (攻深)18

性能参数表 Slewing Drive Performance Parameters

Model 类型	Output Torque 输出转矩	Tilting Moment Torque 倾覆力矩	Holding Torque 保持力矩	Static Axial Rating 轴向静载荷	Static Radial Rating 径向静载荷	Dynamic Axial Rating 轴向动载荷	Dynamic Radial Rating 径向动载荷	Gear Ratio 减速比	Tracking Precision 精度等级	Weight 重量
SE5C	600 N.m	2800 N.m	5000 N.m	45 kN	22 kN	14.4 kN	11.1 kN	62 : 1	≤ 0.2°	16 kg
	422.5 lbf.ft	2066.4 lbf.ft	3690 lbf.ft	10116 lbf	4945.6 lbf	3237.1 lbf	2495.3 lbf			
PE5C	600 N.m	2800 N.m	5000 N.m	45 kN	22 kN	14.4 kN	11.1 kN	62 : 1	≤ 0.12°	16 kg
	422.5 lbf.ft	2066.4 lbf.ft	3690 lbf.ft	10116 lbf	4945.6 lbf	3237.1 lbf	2495.3 lbf			

"A" VIEW AS INPUT IS ALLOWED
输入端允许在"A"向视图

SPECIAL DESIGN BASE ON CUSTOMER'S REQUIREMENT
可根据顾客的要求进行非标设计

NOTICE 注意

- Please be sure to remain under the curve.选型时请确保实际载荷在曲线范围内。
- This drawing is just for your refenece.以上图纸仅供参考。
- This drawing is susbject to change due to new design without prior notice.本公司保留改进产品的权利而不再另行通知。
- Please contact the technical department for dimensions and performance parameters of the drives. 如果需要装置的外形尺寸和性能参考数，请与技术部门联系。

SE7A-PE7A



UNITS/单 位:mm
1inch=25.4mm

Weight:25kg

FRONT VIEW
正视图

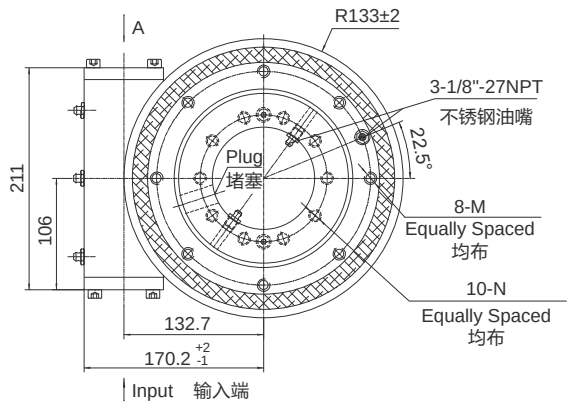

INPUT 输入端视图

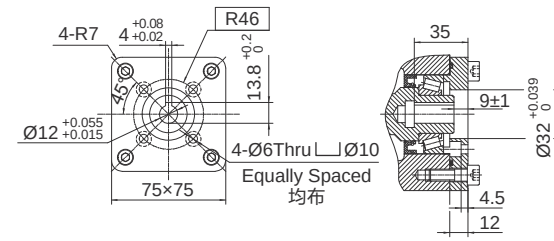

Ø12

SIDE VIEW
侧视图

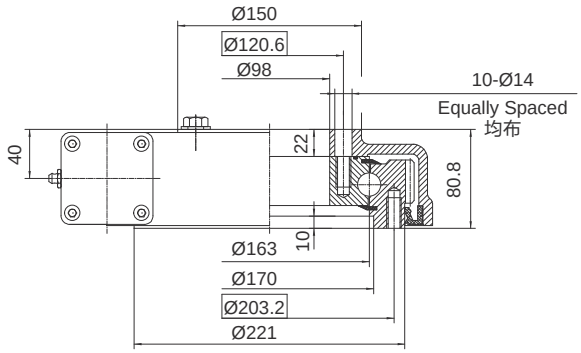

承载力矩图 MOMENT LOAD CHART

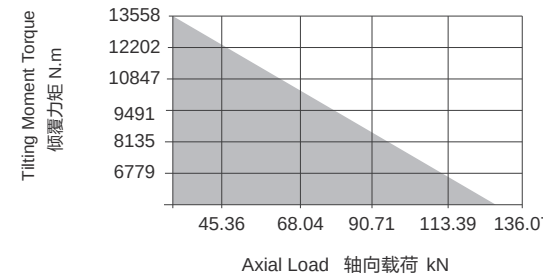

安装孔选项 Mounting Holes Option

Code 代码	M (Outer Ring 外圈)	N (Inner Ring 内圈)
—	M12×1.75 Tap (攻深)25	M12×1.75 Tap (攻深)25
T	M12×1.75 Tap (攻深)25	Ø14 Thru (通孔)
B	1/2"-13UNC-2B Tap (攻深)25	1/2"-13UNC-2B Tap (攻深)25
BT	1/2"-13UNC-2B Tap (攻深)25	Ø14Thru (通孔)

性能参数表 Slewing Drive Performance Parameters

Model 类型	Output Torque 输出转矩	Tilting Moment Torque 倾覆力矩	Holding Torque 保持力矩	Static Axial Rating 轴向静载荷	Static Radial Rating 径向静载荷	Dynamic Axial Rating 轴向动载荷	Dynamic Radial Rating 径向动载荷	Gear Ratio 减速比	Tracking Precision 精度等级	Weight 重量
SE7A	1500 N.m	13500 N.m	10400 N.m	133 kN	53 kN	32 kN	28 kN	73 : 1	≤ 0.2°	25 kg
	1107 lbf.ft	9957 lbf.ft	7671 lbf.ft	29900 lbf	11915 lbf	7194 lbf	6295 lbf			
PE7A	1500 N.m	13500 N.m	10400 N.m	133 kN	53 kN	32 kN	28 kN	73 : 1	≤ 0.11°	25 kg
	1107 lbf.ft	9957 lbf.ft	7671 lbf.ft	29900 lbf	11915 lbf	7194 lbf	6295 lbf			

"A" VIEW AS INPUT IS ALLOWED
输入端允许在"A"向视图

SPECIAL DESIGN BASE ON CUSTOMER'S REQUIREMENT
可根据顾客的要求进行非标设计

NOTICE 注意

- Please be sure to remain under the curve.选型时请确保实际载荷在曲线范围内。
- This drawing is just for your refenece.以上图纸仅供参考。
- This drawing is susbject to change due to new design without prior notice.本公司保留改进产品的权利而不再另行通知。
- Please contact the technical department for dimensions and performance parameters of the drives. 如果需要装置的外形尺寸和性能参考数，请与技术部门联系。

SE9A-PE9A

UNITS/单 位:mm
1inch=25.4mm

Weight:49kg

FRONT VIEW
正视图

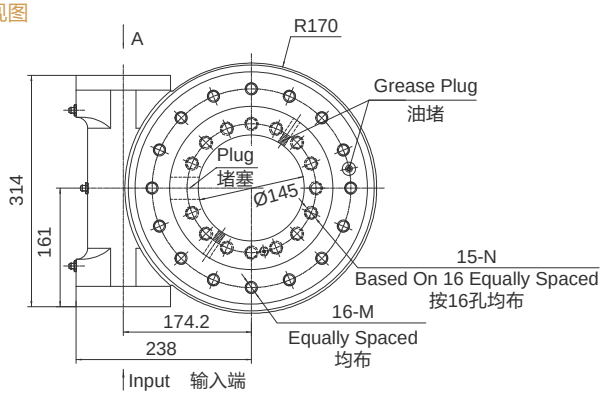

INPUT 输入端视图

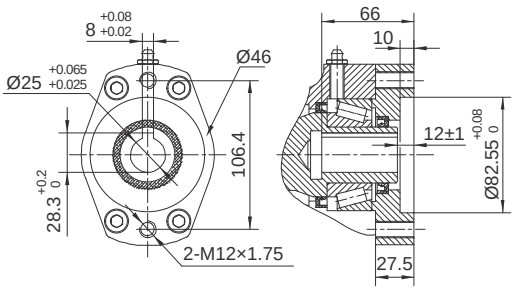

Ø25

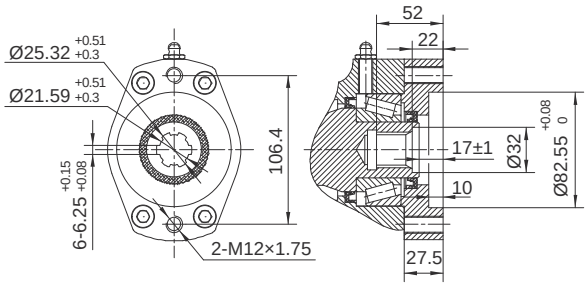

6B Spline花键

SIDE VIEW
侧视图

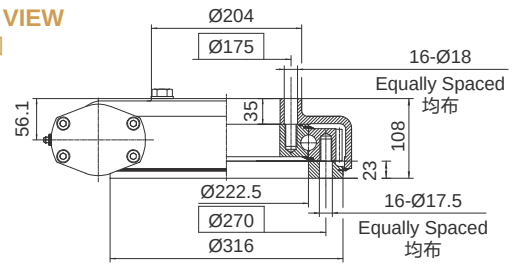

承载力矩图 MOMENT LOAD CHART

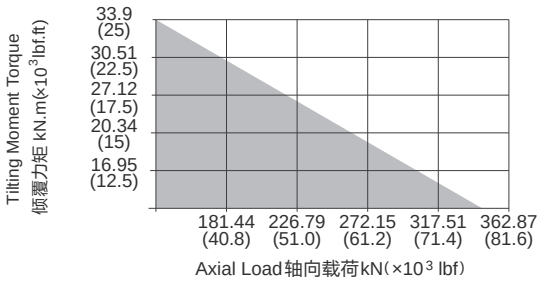

安装孔选项 Mounting Holes Option

Code 代码	M (Outer Ring 外圈)	N (Inner Ring 内圈)
—	M16×2 Tap (攻深)30	M16×2 Tap (攻深)30
T	M16×2 Tap (攻深)30	Ø18 Thru (通孔)
B	5/8"-11UNC-2B Tap (攻深)30	5/8"-11UNC-2B Tap (攻深)30
BT	5/8"-11UNC-2B Tap (攻深)30	Ø18Thru (通孔)

性能参数表 Slewing Drive Performance Parameters

Model	Output Torque	Tilting Moment Torque	Holding Torque	Static Axial Rating	Static Radial Rating	Dynamic Axial Rating	Dynamic Radial Rating	Gear Ratio	Tracking Precision	Weight
类型	输出转矩	倾覆力矩	保持力矩	轴向静载荷	径向静载荷	轴向动载荷	径向动载荷	减速比	精度等级	重量
SE9A	6.5 kN.m	33.9 kN.m	34.5 kN.m	338 kN	135 kN	81 kN	71 kN	61 : 1	≤ 0.17°	49 kg
	4794 lbf.ft	25×10³ lbf.ft	25.5×10³ lbf.ft	76×10³ lbf	30×10³ lbf	18×10³ lbf	16×10³ lbf			
PE9A	6.5 kN.m	33.9 kN.m	34.5 kN.m	338 kN	135 kN	81 kN	71 kN	61 : 1	≤ 0.09°	49 kg
	4794 lbf.ft	25×10³ lbf.ft	25.5×10³ lbf.ft	76×10³ lbf	30×10³ lbf	18×10³ lbf	16×10³ lbf			

"A" VIEW AS INPUT IS ALLOWED
输入端允许在"A"向视图

SPECIAL DESIGN BASE ON CUSTOMER'S REQUIREMENT
可根据顾客的要求进行非标设计

NOTICE 注意

- Please be sure to remain under the curve.选型时请确保实际载荷在曲线范围内。
- This drawing is just for your refenece.以上图纸仅供参考。
- This drawing is susbject to change due to new design without prior notice.本公司保留改进产品的权利而不再另行通知。
- Please contact the technical department for dimensions and performance parameters of the drives. 如果需要装置的外形尺寸和性能参考数，请与技术部门联系。

SE12A-PE12A

UNITS/单 位:mm
1inch=25.4mm

Weight:61kg

FRONT VIEW
正视图

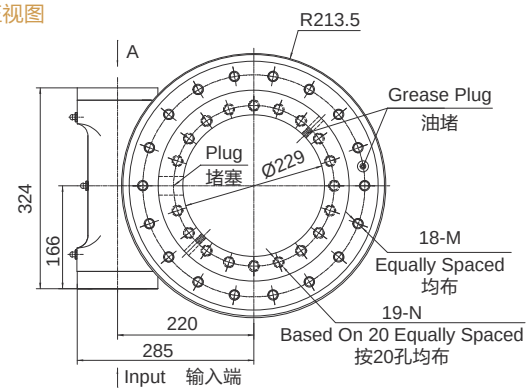

SIDE VIEW
侧视图

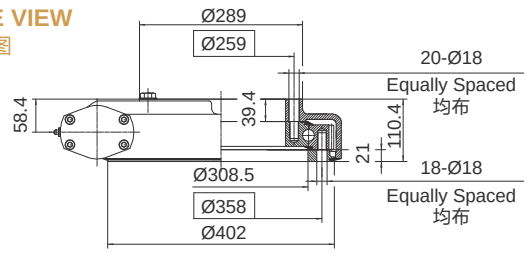

INPUT 输入端视图

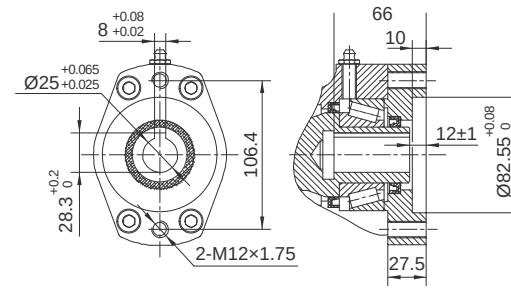

Ø25

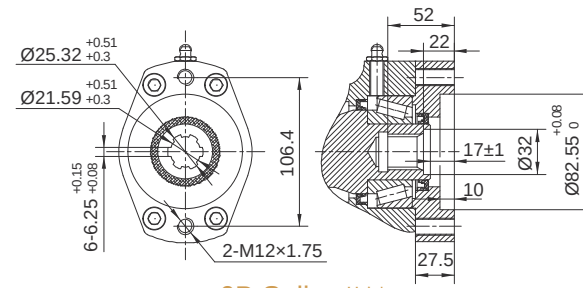

6B Spline花键

承载力矩图 MOMENT LOAD CHART

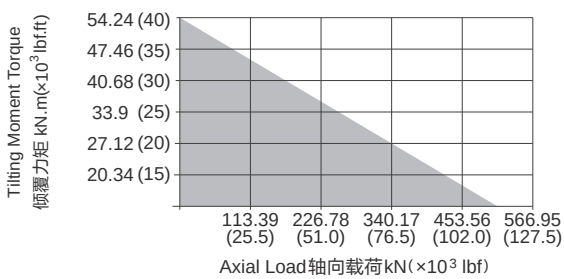

安装孔选项 Mounting Holes Option

Code 代码	M (Outer Ring 外圈)	N (Inner Ring 内圈)
—	M16×2 Tap (攻深)30	M16×2 Tap (攻深)30
T	M16×2 Tap (攻深)30	Ø18 Thru (通孔)
B	5/8"-11UNC-2B Tap (攻深)30	5/8"-11UNC-2B Tap (攻深)30
BT	5/8"-11UNC-2B Tap (攻深)30	Ø18Thru (通孔)

性能参数表 Slewing Drive Performance Parameters

Model	Output Torque	Tilting Moment Torque	Holding Torque	Static Axial Rating	Static Radial Rating	Dynamic Axial Rating	Dynamic Radial Rating	Gear Ratio	Tracking Precision	Weight
类型	输出转矩	倾覆力矩	保持力矩	轴向静载荷	径向静载荷	轴向动载荷	径向动载荷	减速比	精度等级	重量
SE12A	7.5 kN.m	54.3 kN.m	43 kN.m	475 kN	190 kN	114 kN	100 kN	78 : 1	≤ 0.17°	61 kg
	5532 lbf.ft	40×10³ lbf.ft	32×10³ lbf.ft	107×10³ lbf	43×10³ lbf	26×10³ lbf	23×10³ lbf			
PE12A	7.5 kN.m	54.3 kN.m	43 kN.m	475 kN	190 kN	114 kN	100 kN	78 : 1	≤ 0.07°	61 kg
	5532 lbf.ft	40×10³ lbf.ft	32×10³ lbf.ft	107×10³ lbf	43×10³ lbf	26×10³ lbf	23×10³ lbf			

"A" VIEW AS INPUT IS ALLOWED
输入端允许在"A"向视图

SPECIAL DESIGN BASE ON CUSTOMER'S REQUIREMENT
可根据顾客的要求进行非标设计

NOTICE 注意

- Please be sure to remain under the curve.选型时请确保实际载荷在曲线范围内。
- This drawing is just for your refenece.以上图纸仅供参考。
- This drawing is susbject to change due to new design without prior notice.本公司保留改进产品的权利而不再另行通知。
- Please contact the technical department for dimensions and performance parameters of the drives. 如果需要装置的外形尺寸和性能参考数，请与技术部门联系。

SE14A-PE14A

UNITS/单 位:mm
1inch=25.4mm

Weight:64kg

FRONT VIEW
正视图

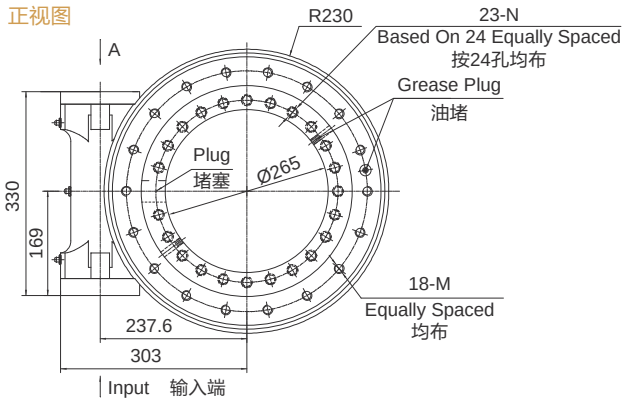

INPUT 输入端视图

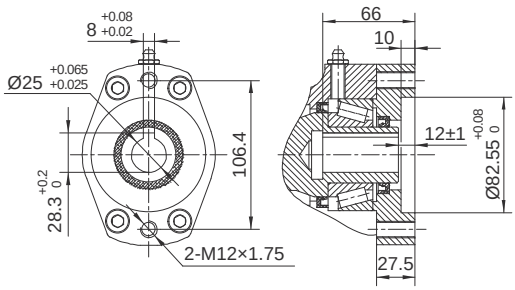

Ø25

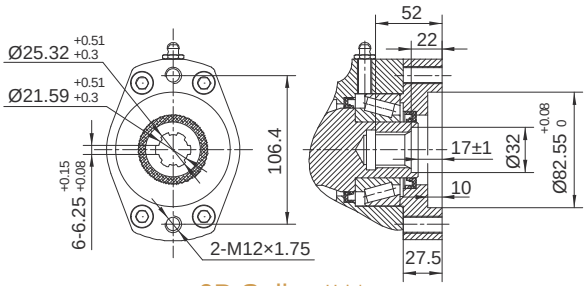

6B Spline花键

SIDE VIEW
侧视图

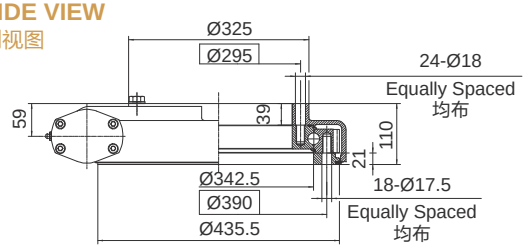

承载力矩图 MOMENT LOAD CHART

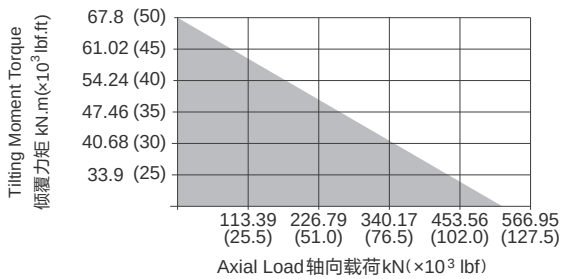

安装孔选项 Mounting Holes Option

Code 代码	M (Outer Ring 外圈)	N (Inner Ring 内圈)
—	M16×2 Tap (攻深)30	M16×2 Tap (攻深)30
T	M16×2 Tap (攻深)30	Ø18 Thru (通孔)
B	5/8"-11UNC-2B Tap (攻深)30	5/8"-11UNC-2B Tap (攻深)30
BT	5/8"-11UNC-2B Tap (攻深)30	Ø18Thru (通孔)

性能参数表 Slewing Drive Performance Parameters

Model	Output Torque	Tilting Moment Torque	Holding Torque	Static Axial Rating	Static Radial Rating	Dynamic Axial Rating	Dynamic Radial Rating	Gear Ratio	Tracking Precision	Weight
类型	输出转矩	倾覆力矩	保持力矩	轴向静载荷	径向静载荷	轴向动载荷	径向动载荷	减速比	精度等级	重量
SE14A	8 kN.m	67.8 kN.m	48 kN.m	555 kN	222 kN	133 kN	117 kN	85 : 1	≤ 0.17°	64 kg
	5900 lbf.ft	50×10³ lbf.ft	35×10³ lbf.ft	125×10³ lbf	50×10³ lbf	30×10³ lbf	26×10³ lbf			
PE14A	8 kN.m	67.8 kN.m	48 kN.m	555 kN	222 kN	133 kN	117 kN	85 : 1	≤ 0.09°	64 kg
	5900 lbf.ft	50×10³ lbf.ft	35×10³ lbf.ft	125×10³ lbf	50×10³ lbf	30×10³ lbf	26×10³ lbf			

"A" VIEW AS INPUT IS ALLOWED
输入端允许在"A"向视图

SPECIAL DESIGN BASE ON CUSTOMER'S REQUIREMENT
可根据顾客的要求进行非标设计

NOTICE 注意

- Please be sure to remain under the curve.选型时请确保实际载荷在曲线范围内。
- This drawing is just for your refenece.以上图纸仅供参考。
- This drawing is susbject to change due to new design without prior notice.本公司保留改进产品的权利而不再另行通知。
- Please contact the technical department for dimensions and performance parameters of the drives. 如果需要装置的外形尺寸和性能参考数，请与技术部门联系。

SE17A-PE17A

UNITS/单 位:mm
1inch=25.4mm

Weight:105kg

FRONT VIEW
正视图

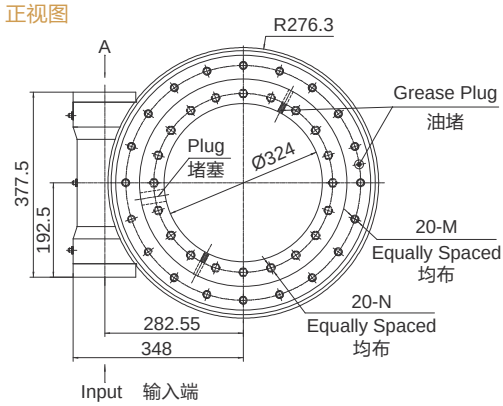

SIDE VIEW
侧视图

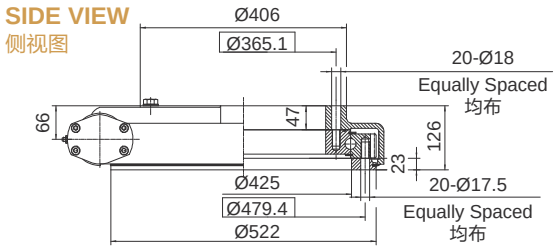

INPUT 输入端视图

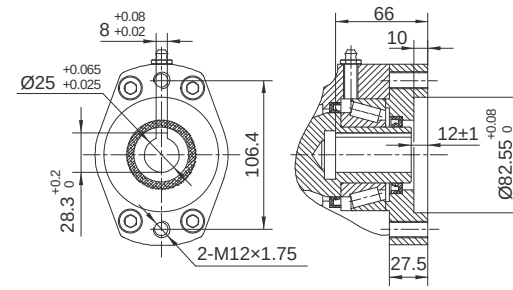

Ø25

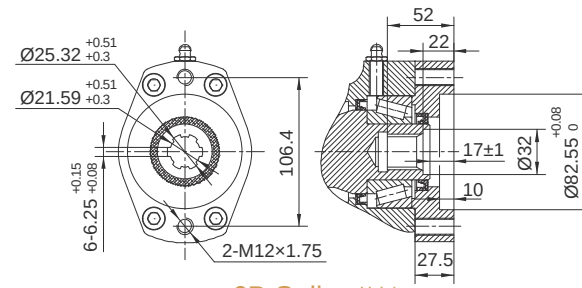

6B Spline花键

承载力矩图 MOMENT LOAD CHART

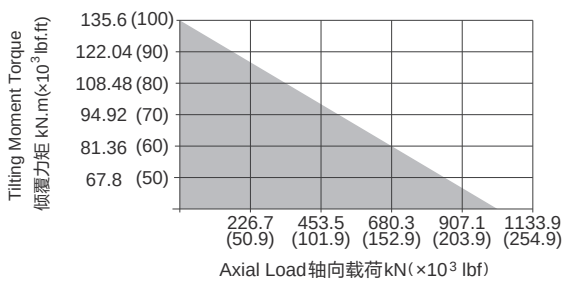

安装孔选项 Mounting Holes Option

Code 代码	M (Outer Ring 外圈)	N (Inner Ring 内圈)
—	M16×2 Tap (攻深)32	M16×2 Tap (攻深)32
T	M16×2 Tap (攻深)32	Ø18 Thru (通孔)
B	5/8"-11UNC-2B Tap (攻深)32	5/8"-11UNC-2B Tap (攻深)32
BT	5/8"-11UNC-2B Tap (攻深)32	Ø18Thru (通孔)

性能参数表 Slewing Drive Performance Parameters

Model 类型	Output Torque 输出转矩	Tilting Moment Torque 倾覆力矩	Holding Torque 保持力矩	Static Axial Rating 轴向静载荷	Static Radial Rating 径向静载荷	Dynamic Axial Rating 轴向动载荷	Dynamic Radial Rating 径向动载荷	Gear Ratio 减速比	Tracking Precision 精度等级	Weight 重量
SE17A	10 kN.m	135.6 kN.m	58 kN.m	970 kN	390 kN	235 kN	205 kN	102 : 1	≤ 0.15°	105 kg
	7400 lbf.ft	100×10³ lbf.ft	42.8×10³ lbf.ft	218×10³ lbf	88×10³ lbf	53×10³ lbf	46×10³ lbf			
PE17A	10 kN.m	135.6 kN.m	58 kN.m	970 kN	390 kN	235 kN	205 kN	102 : 1	≤ 0.09°	105 kg
	7400 lbf.ft	100×10³ lbf.ft	42.8×10³ lbf.ft	218×10³ lbf	88×10³ lbf	53×10³ lbf	46×10³ lbf			

"A" VIEW AS INPUT IS ALLOWED
输入端允许在"A"向视图

SPECIAL DESIGN BASE ON CUSTOMER'S REQUIREMENT
可根据顾客的要求进行非标设计

NOTICE 注意

- Please be sure to remain under the curve.选型时请确保实际载荷在曲线范围内。
- This drawing is just for your refenece.以上图纸仅供参考。
- This drawing is susbject to change due to new design without prior notice.本公司保留改进产品的权利而不再另行通知。
- Please contact the technical department for dimensions and performance parameters of the drives. 如果需要装置的外形尺寸和性能参考数，请与技术部门联系。

SE21-PE21

UNITS/单 位:mm
1inch=25.4mm

Weight:149kg

FRONT VIEW
正视图

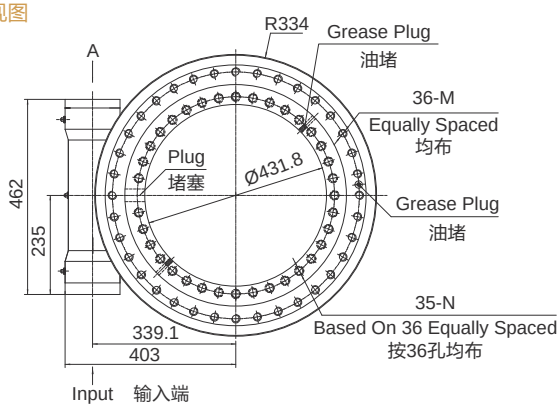

SIDE VIEW
侧视图

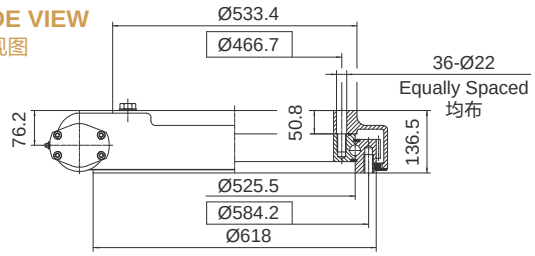

INPUT 输入端视图

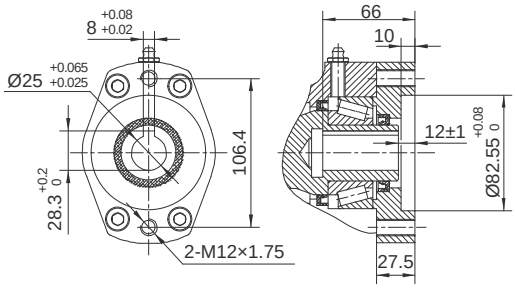

Ø25

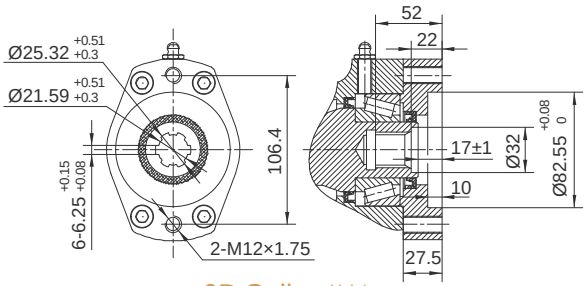

6B Spline花键

承载力矩图 MOMENT LOAD CHART

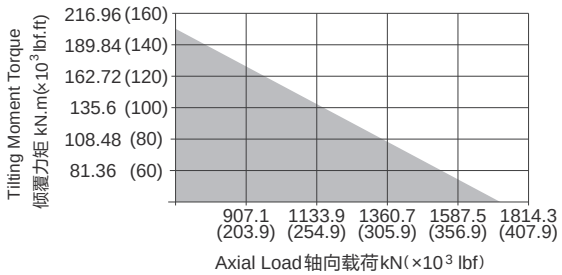

安装孔选项 Mounting Holes Option

Code 代码	M (Outer Ring 外圈)	N (Inner Ring 内圈)
—	M20×2.5 Tap (攻深)40	M20×2.5 Tap (攻深)40
T	M20×2.5 Tap (攻深)40	Ø22 Thru (通孔)
B	3/4"-10UNC-2B Tap (攻深)40	3/4"-10UNC-2B Tap (攻深)40
BT	3/4"-10UNC-2B Tap (攻深)40	Ø22 Thru (通孔)

性能参数表 Slewing Drive Performance Parameters

Model	Output Torque	Tilting Moment Torque	Holding Torque	Static Axial Rating	Static Radial Rating	Dynamic Axial Rating	Dynamic Radial Rating	Gear Ratio	Tracking Precision	Weight
类型	输出转矩	倾覆力矩	保持力矩	轴向静载荷	径向静载荷	轴向动载荷	径向动载荷	减速比	精度等级	重量
SE21	15 kN.m	203 kN.m	70.5 kN.m	1598 kN	640 kN	385 kN	335 kN	125 : 1	≤ 0.15°	149 kg
	11000 lbf.ft	150×10³ lbf.ft	52×10³ lbf.ft	359×10³ lbf	144×10³ lbf	87×10³ lbf	75×10³ lbf			
PE21	15kN.m	203 kN.m	105.8 kN.m	1598 kN	640 kN	385 kN	335 kN	125 : 1	≤ 0.09°	149 kg
	11000 lbf.ft	150×10³ lbf.ft	78×10³ lbf.ft	359×10³ lbf	144×10³ lbf	87×10³ lbf	75×10³ lbf			

"A" VIEW AS INPUT IS ALLOWED
输入端允许在"A"向视图

SPECIAL DESIGN BASE ON CUSTOMER'S REQUIREMENT
可根据顾客的要求进行非标设计

NOTICE 注意

- Please be sure to remain under the curve.选型时请确保实际载荷在曲线范围内。
- This drawing is just for your refenece.以上图纸仅供参考。
- This drawing is susbject to change due to new design without prior notice.本公司保留改进产品的权利而不再另行通知。
- Please contact the technical department for dimensions and performance parameters of the drives. 如果需要装置的外形尺寸和性能参考数，请与技术部门联系。

SE25-PE25

UNITS/单 位:mm
1inch=25.4mm

Weight:204kg

FRONT VIEW
正视图

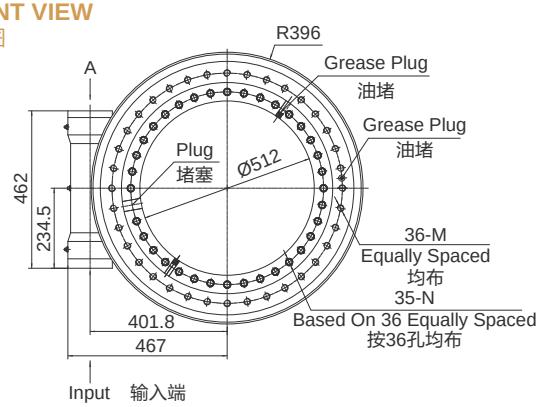

INPUT 输入端视图

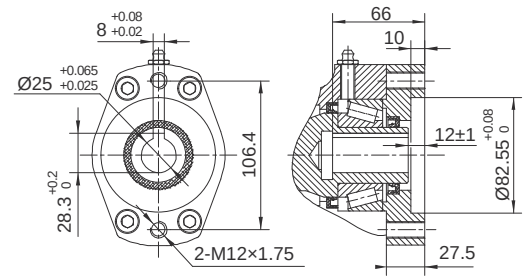

Ø25

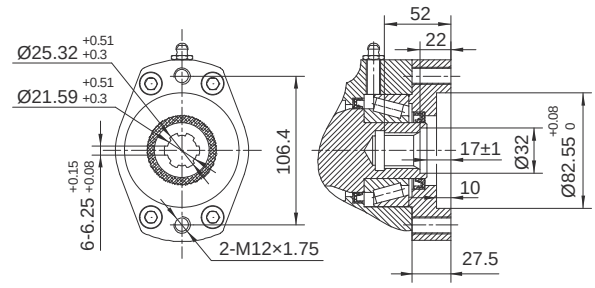

6B Spline花键

SIDE VIEW
侧视图

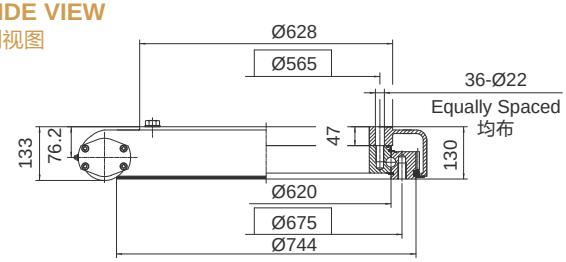

承载力矩图 MOMENT LOAD CHART

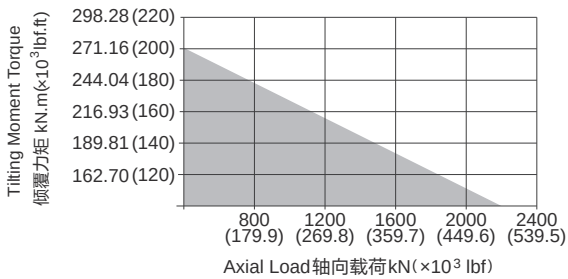

安装孔选项 Mounting Holes Option

Code 代码	M (Outer Ring 外圈)	N (Inner Ring 内圈)
—	M20×2.5 Tap (攻深)40	M20×2.5 Tap (攻深)40
T	M20×2.5 Tap (攻深)40	Ø22 Thru (通孔)
B	3/4"-10UNC-2B Tap (攻深)40	3/4"-10UNC-2B Tap (攻深)40
BT	3/4"-10UNC-2B Tap (攻深)40	Ø22 Thru (通孔)

性能参数表 Slewing Drive Performance Parameters

Model 类型	Output Torque 输出转矩	Tilting Moment Torque 倾覆力矩	Holding Torque 保持力矩	Static Axial Rating 轴向静载荷	Static Radial Rating 径向静载荷	Dynamic Axial Rating 轴向动载荷	Dynamic Radial Rating 径向动载荷	Gear Ratio 减速比	Tracking Precision 精度等级	Weight 重量
SE25	18 kN.m	271 kN.m	84.5 kN.m	2360 kN	945 kN	590 kN	470 kN	150 : 1	≤ 0.15°	204 kg
	13300 lbf.ft	200×10³ lbf.ft	62.4×10³ lbf.ft	531×10³ lbf	212×10³ lbf	133×10³ lbf	106×10³ lbf			
PE25	18kN.m	271 kN.m	84.5 kN.m	2360 kN	945 kN	590 kN	470 kN	150 : 1	≤ 0.09°	204 kg
	13300 lbf.ft	200×10³ lbf.ft	62.4×10³ lbf.ft	531×10³ lbf	212×10³ lbf	133×10³ lbf	106×10³ lbf			

"A" VIEW AS INPUT IS ALLOWED
输入端允许在"A"向视图

SPECIAL DESIGN BASE ON CUSTOMER'S REQUIREMENT
可根据顾客的要求进行非标设计

NOTICE 注意

- Please be sure to remain under the curve.选型时请确保实际载荷在曲线范围内。
- This drawing is just for your refenece.以上图纸仅供参考。
- This drawing is susbject to change due to new design without prior notice.本公司保留改进产品的权利而不再另行通知。
- Please contact the technical department for dimensions and performance parameters of the drives. 如果需要装置的外形尺寸和性能参考数，请与技术部门联系。

SEA9/PEA9



UNITS/单 位:mm
1inch=25.4mm

Weight:48kg

FRONT VIEW
正视图

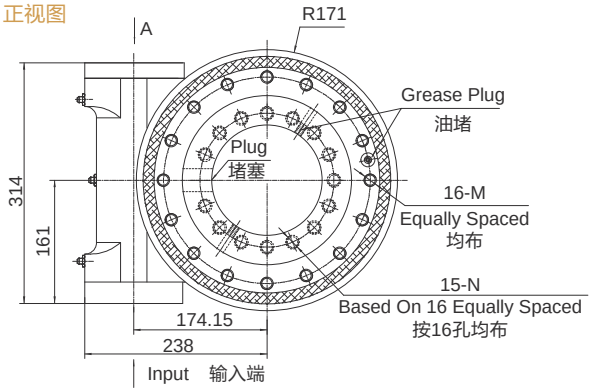

SIDE VIEW
侧视图

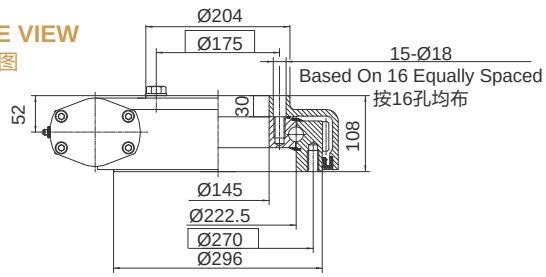

INPUT 输入端视图

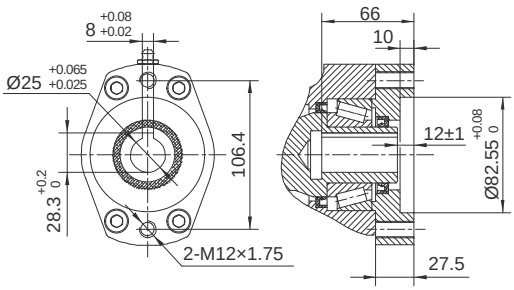

Ø25

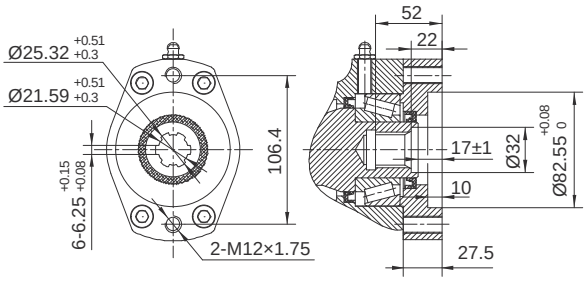

6B Spline花键

承载力矩图 MOMENT LOAD CHART

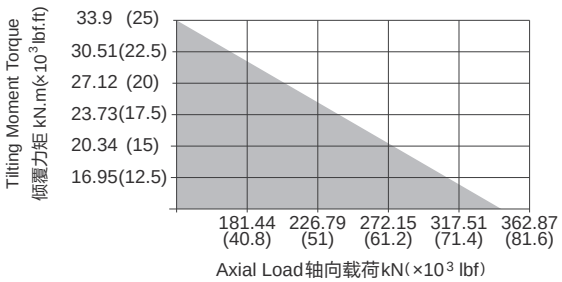

安装孔选项 Mounting Holes Option

Code 代码	M (Outer Ring 外圈)	N (Inner Ring 内圈)
—	M16×2 Tap (攻深)30	M16×2 Tap (攻深)30
T	M16×2 Tap (攻深)30	Ø18 Thru (通孔)
B	5/8"-11UNC-2B Tap (攻深)30	5/8"-11UNC-2B Tap (攻深)30
BT	5/8"-11UNC-2B Tap (攻深)30	Ø18 Thru (通孔)

性能参数表 Slewing Drive Performance Parameters

Model	Output Torque	Tilting Moment Torque	Holding Torque	Static Axial Rating	Static Radial Rating	Dynamic Axial Rating	Dynamic Radial Rating	Gear Ratio	Tracking Precision	Weight
类型	输出转矩	倾覆力矩	保持力矩	轴向静载荷	径向静载荷	轴向动载荷	径向动载荷	减速比	精度等级	重量
SEA9	6.5 kN.m	33.9 kN.m	34.5 kN.m	338 kN	135 kN	81 kN	71 kN	61 : 1	≤ 0.17°	48 kg
	4794 lbf.ft	25×10³ lbf.ft	25.5×10³ lbf.ft	76×10³ lbf	30×10³ lbf	18×10³ lbf	16×10³ lbf			
PEA9	6.5 kN.m	33.9 kN.m	34.5 kN.m	338 kN	135 kN	81 kN	71 kN	61 : 1	≤ 0.09°	48 kg
	4794 lbf.ft	25×10³ lbf.ft	25.5×10³ lbf.ft	76×10³ lbf	30×10³ lbf	18×10³ lbf	16×10³ lbf			

"A" VIEW AS INPUT IS ALLOWED
输入端允许在"A"向视图

SPECIAL DESIGN BASE ON CUSTOMER'S REQUIREMENT
可根据顾客的要求进行非标设计

NOTICE 注意

- Please be sure to remain under the curve.选型时请确保实际载荷在曲线范围内。
- This drawing is just for your refenece.以上图纸仅供参考。
- This drawing is susbject to change due to new design without prior notice.本公司保留改进产品的权利而不再另行通知。
- Please contact the technical department for dimensions and performance parameters of the drives. 如果需要装置的外形尺寸和性能参考数，请与技术部门联系。

SEA12/PEA12

UNITS/单 位:mm
1inch=25.4mm

Weight:63kg

FRONT VIEW
正视图

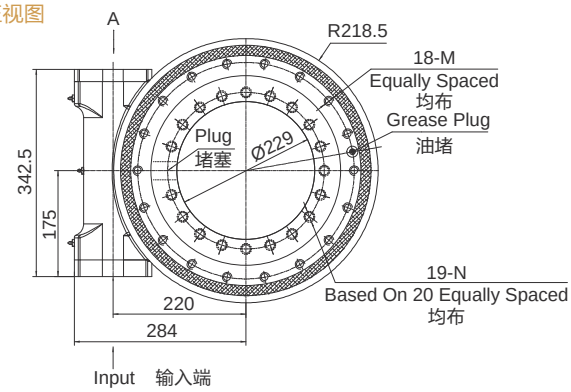

SIDE VIEW
侧视图

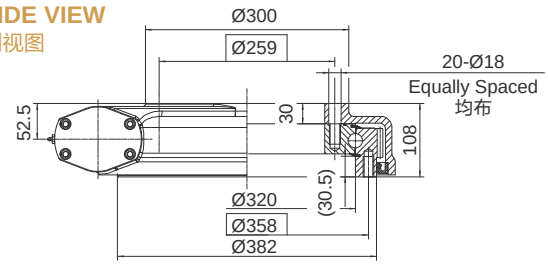

INPUT 输入端视图

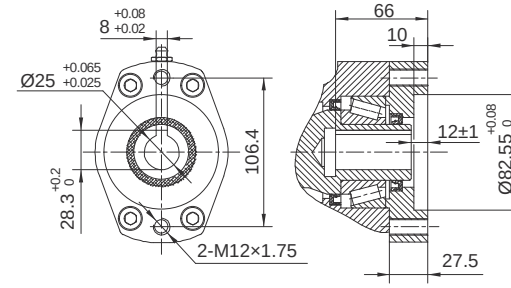

Ø25

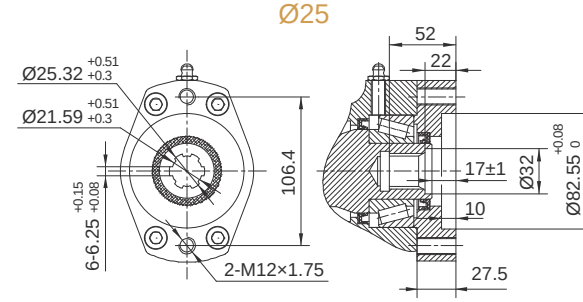

6B Spline花键

承载力矩图 MOMENT LOAD CHART

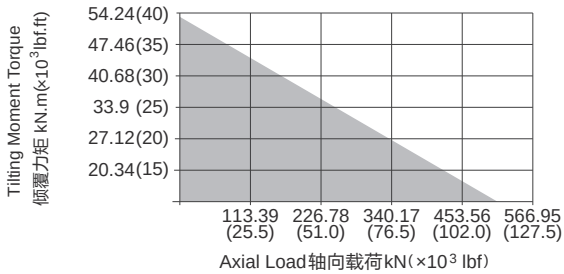

安装孔选项 Mounting Holes Option

Code 代码	M (Outer Ring 外圈)	N (Inner Ring 内圈)
—	M16×2 Tap (攻深)30	M16×2 Tap (攻深)30
T	M16×2 Tap (攻深)30	Ø18 Thru (通孔)
B	5/8"-11UNC-2B Tap (攻深)30	5/8"-11UNC-2B Tap (攻深)30
BT	5/8"-11UNC-2B Tap (攻深)30	Ø18 Thru (通孔)

性能参数表 Slewing Drive Performance Parameters

Model 类型	Output Torque 输出转矩	Tilting Moment Torque 倾覆力矩	Holding Torque 保持力矩	Static Axial Rating 轴向静载荷	Static Radial Rating 径向静载荷	Dynamic Axial Rating 轴向动载荷	Dynamic Radial Rating 径向动载荷	Gear Ratio 减速比	Tracking Precision 精度等级	Weight 重量
SEA12	7.5 kN.m	54.3 kN.m	43 kN.m	475 kN	190 kN	114 kN	100 kN	78 : 1	≤ 0.17°	63 kg
	5532 lbf.ft	40×10³ lbf.ft	32×10³ lbf.ft	107×10³ lbf	43×10³ lbf	26×10³ lbf	23×10³ lbf			
PEA12	7.5 kN.m	54.3 kN.m	43 kN.m	475 kN	190 kN	114 kN	100 kN	78 : 1	≤ 0.07°	63 kg
	5532 lbf.ft	40×10³ lbf.ft	32×10³ lbf.ft	107×10³ lbf	43×10³ lbf	26×10³ lbf	23×10³ lbf			

"A" VIEW AS INPUT IS ALLOWED
输入端允许在"A"向视图

SPECIAL DESIGN BASE ON CUSTOMER'S REQUIREMENT
可根据顾客的要求进行非标设计

NOTICE 注意

- Please be sure to remain under the curve.选型时请确保实际载荷在曲线范围内。
- This drawing is just for your refenece.以上图纸仅供参考。
- This drawing is susbject to change due to new design without prior notice.本公司保留改进产品的权利而不再另行通知。
- Please contact the technical department for dimensions and performance parameters of the drives. 如果需要装置的外形尺寸和性能参考数，请与技术部门联系。

SEA14/PEA14

UNITS/单 位:mm
1inch=25.4mm

Weight:64kg

FRONT VIEW
正视图

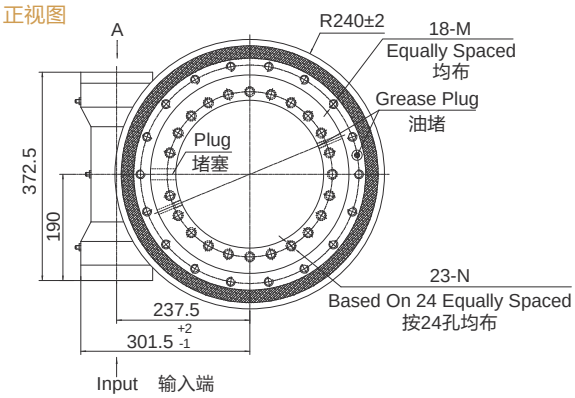

INPUT 输入端视图

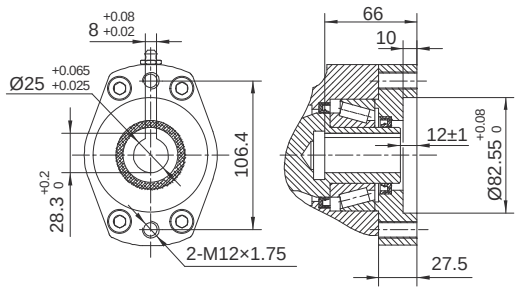

Ø25

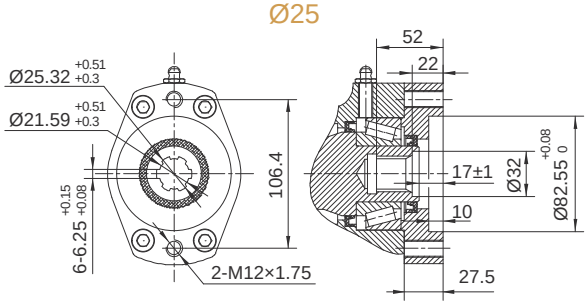

6B Spline花键

SIDE VIEW
侧视图

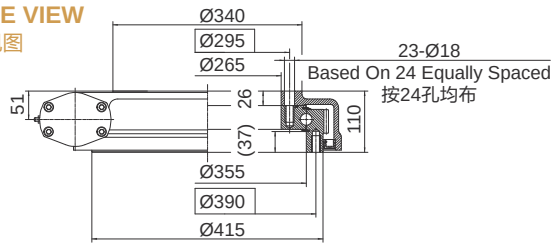

承载力矩图 MOMENT LOAD CHART

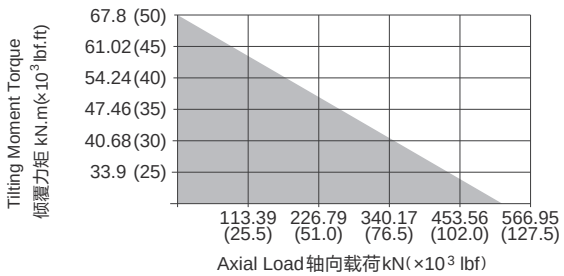

安装孔选项 Mounting Holes Option

Code 代码	M (Outer Ring 外圈)	N (Inner Ring 内圈)
—	M16×2 Tap (攻深)30	M16×2 Tap (攻深)30
T	M16×2 Tap (攻深)30	Ø18 Thru (通孔)
B	5/8"-11UNC-2B Tap (攻深)30	5/8"-11UNC-2B Tap (攻深)30
BT	5/8"-11UNC-2B Tap (攻深)30	Ø18 Thru (通孔)

性能参数表 Slewing Drive Performance Parameters

Model	Output Torque	Tilting Moment Torque	Holding Torque	Static Axial Rating	Static Radial Rating	Dynamic Axial Rating	Dynamic Radial Rating	Gear Ratio	Tracking Precision	Weight
类型	输出转矩	倾覆力矩	保持力矩	轴向静载荷	径向静载荷	轴向动载荷	径向动载荷	减速比	精度等级	重量
SEA14	8 kN.m	67.8 kN.m	48 kN.m	555 kN	222 kN	133 kN	117 kN	85 : 1	≤ 0.17°	64 kg
	5900 lbf.ft	50×10³ lbf.ft	35×10³ lbf.ft	125×10³ lbf	50×10³ lbf	30×10³ lbf	26×10³ lbf			
PEA14	8 kN.m	67.8 kN.m	48 kN.m	555 kN	222 kN	133 kN	117 kN	85 : 1	≤ 0.09°	64 kg
	5900 lbf.ft	50×10³ lbf.ft	35×10³ lbf.ft	125×10³ lbf	50×10³ lbf	30×10³ lbf	26×10³ lbf			

"A" VIEW AS INPUT IS ALLOWED
输入端允许在"A"向视图

SPECIAL DESIGN BASE ON CUSTOMER'S REQUIREMENT
可根据顾客的要求进行非标设计

NOTICE 注意

- Please be sure to remain under the curve.选型时请确保实际载荷在曲线范围内。
- This drawing is just for your refenece.以上图纸仅供参考。
- This drawing is susbject to change due to new design without prior notice.本公司保留改进产品的权利而不再另行通知。
- Please contact the technical department for dimensions and performance parameters of the drives. 如果需要装置的外形尺寸和性能参考数，请与技术部门联系。

SEA17C/PEA17C

UNITS/单 位:mm
1inch=25.4mm

Weight:88kg

FRONT VIEW
正视图

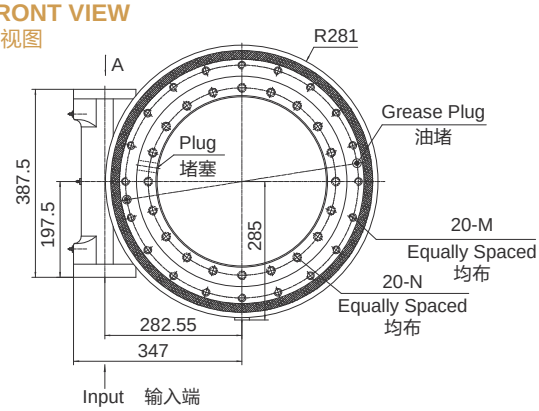

INPUT 输入端视图

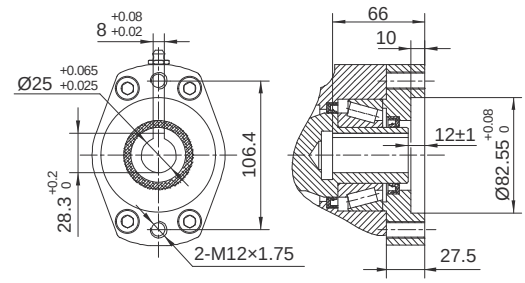

Ø25

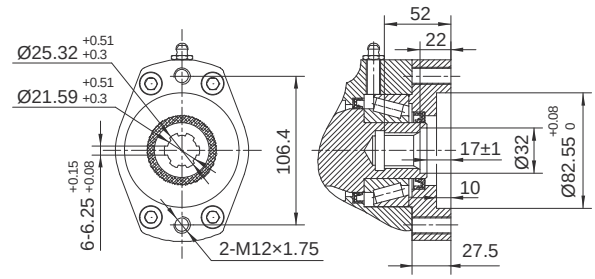

6B Spline花键

SIDE VIEW
侧视图

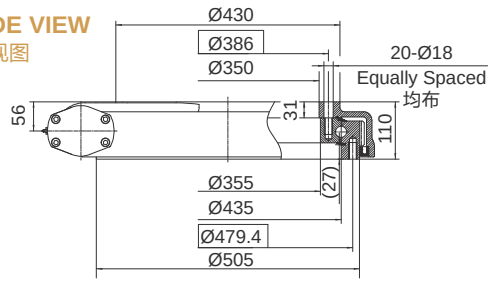

承载力矩图 MOMENT LOAD CHART

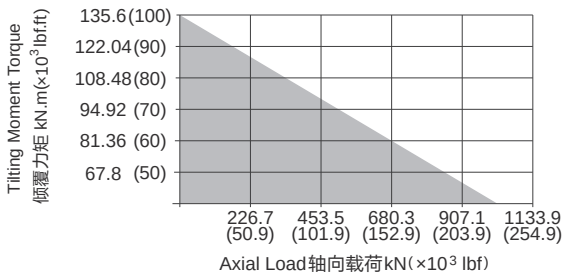

安装孔选项 Mounting Holes Option

Code 代码	M (Outer Ring 外圈)	N (Inner Ring 内圈)
—	M16×2 Tap (攻深)32	M16×2 Tap (攻深)32
T	M16×2 Tap (攻深)32	Ø18 Thru (通孔)
B	5/8"-11UNC-2B Tap (攻深)32	5/8"-11UNC-2B Tap (攻深)32
BT	5/8"-11UNC-2B Tap (攻深)32	Ø18 Thru (通孔)

性能参数表 Slewing Drive Performance Parameters

Model 类型	Output Torque 输出转矩	Tilting Moment Torque 倾覆力矩	Holding Torque 保持力矩	Static Axial Rating 轴向静载荷	Static Radial Rating 径向静载荷	Dynamic Axial Rating 轴向动载荷	Dynamic Radial Rating 径向动载荷	Gear Ratio 减速比	Tracking Precision 精度等级	Weight 重量
SEA 17C	10 kN.m	135.6 kN.m	58 kN.m	970 kN	390 kN	235 kN	205 kN	102 : 1	≤ 0.15°	88 kg
	7400 lbf.ft	100×10³ lbf.ft	42.8×10³ lbf.ft	218×10³ lbf	88×10³ lbf	53×10³ lbf	46×10³ lbf			
PEA 17C	10 kN.m	135.6 kN.m	58 kN.m	970 kN	390 kN	235 kN	205 kN	102 : 1	≤ 0.09°	88 kg
	7400 lbf.ft	100×10³ lbf.ft	42.8×10³ lbf.ft	218×10³ lbf	88×10³ lbf	53×10³ lbf	46×10³ lbf			

"A" VIEW AS INPUT IS ALLOWED
输入端允许在"A"向视图

SPECIAL DESIGN BASE ON CUSTOMER'S REQUIREMENT
可根据顾客的要求进行非标设计

NOTICE 注意

- Please be sure to remain under the curve.选型时请确保实际载荷在曲线范围内。
- This drawing is just for your refenece.以上图纸仅供参考。
- This drawing is susbject to change due to new design without prior notice.本公司保留改进产品的权利而不再另行通知。
- Please contact the technical department for dimensions and performance parameters of the drives. 如果需要装置的外形尺寸和性能参考数，请与技术部门联系。

SEA21/PEA21



UNITS/单 位:mm
1inch=25.4mm

Weight:140kg

FRONT VIEW
正视图

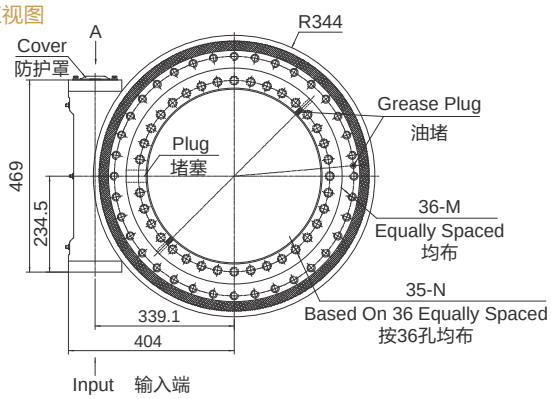

SIDE VIEW
侧视图

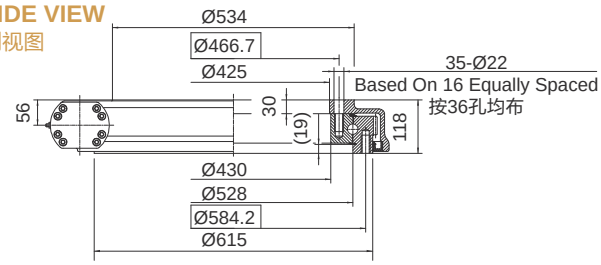

INPUT 输入端视图

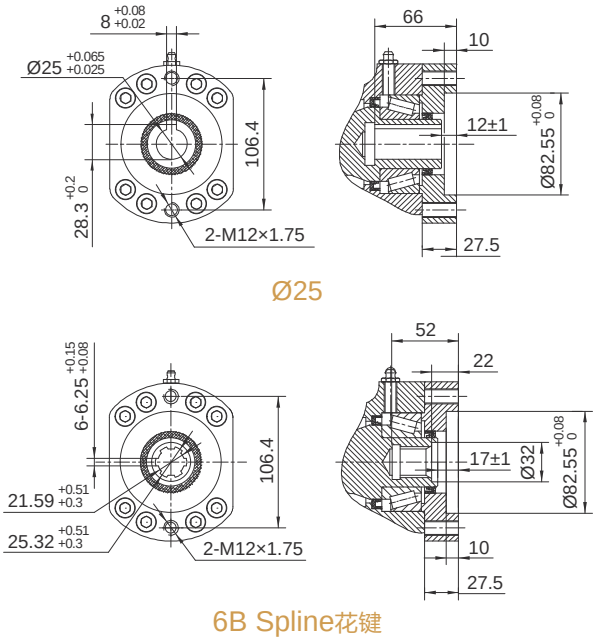

承载力矩图 MOMENT LOAD CHART

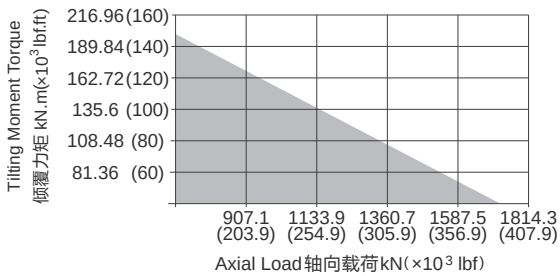

安装孔选项 Mounting Holes Option

Code 代码	M (Outer Ring 外圈)	N (Inner Ring 内圈)
—	M20×2.5 Tap (攻深)40	M20×2.5 Tap (攻深)40
T	M20×2.5 Tap (攻深)40	Ø22 Thru (通孔)
B	3/4"-10UNC-2B Tap (攻深)40	3/4"-10UNC-2B Tap (攻深)40
BT	3/4"-10UNC-2B Tap (攻深)40	Ø22 Thru (通孔)

性能参数表 Slewing Drive Performance Parameters

Model 类型	Output Torque 输出转矩	Tilting Moment Torque 倾覆力矩	Holding Torque 保持力矩	Static Axial Rating 轴向静载荷	Static Radial Rating 径向静载荷	Dynamic Axial Rating 轴向动载荷	Dynamic Radial Rating 径向动载荷	Gear Ratio 减速比	Tracking Precision 精度等级	Weight 重量
SEA21	15 kN.m	203 kN.m	70.5 kN.m	1598 kN	640 kN	385 kN	335 kN	125 : 1	≤ 0.15°	140 kg
	11000 lbf.ft	150×10³ lbf.ft	52×10³ lbf.ft	359×10³ lbf	144×10³ lbf	87×10³ lbf	75×10³ lbf			
PEA21	15 kN.m	203 N.m	70.5 kN.m	1598 kN	640 kN	385 kN	335 kN	125 : 1	≤ 0.09°	140 kg
	11000 lbf.ft	150×10³ lbf.ft	52×10³ lbf.ft	359×10³ lbf	144×10³ lbf	87×10³ lbf	75×10³ lbf			

"A" VIEW AS INPUT IS ALLOWED
输入端允许在"A"向视图

SPECIAL DESIGN BASE ON CUSTOMER'S REQUIREMENT
可根据顾客的要求进行非标设计

NOTICE 注意

- Please be sure to remain under the curve.选型时请确保实际载荷在曲线范围内。
- This drawing is just for your refenece.以上图纸仅供参考。
- This drawing is susbject to change due to new design without prior notice.本公司保留改进产品的权利而不再另行通知。
- Please contact the technical department for dimensions and performance parameters of the drives. 如果需要装置的外形尺寸和性能参考数，请与技术部门联系。

SEA25/PEA25

UNITS/单 位:mm
1inch=25.4mm

Weight:165kg

FRONT VIEW
正视图

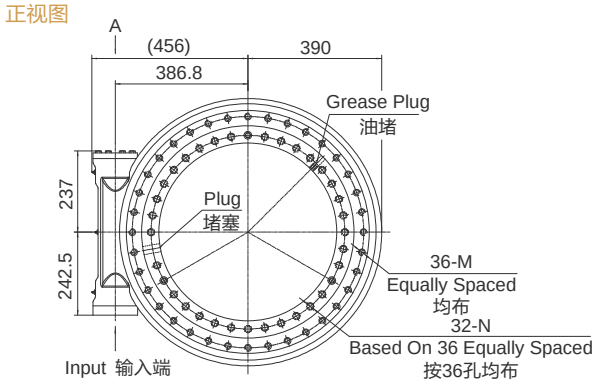

SIDE VIEW
侧视图

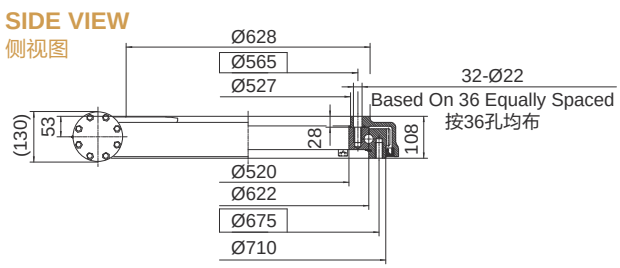

INPUT 输入端视图

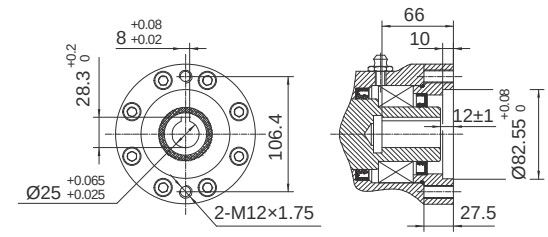

Ø25

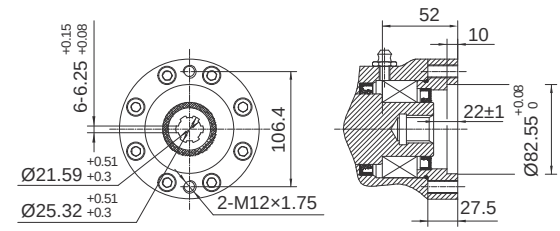

6B Spline花键

承载力矩图 MOMENT LOAD CHART

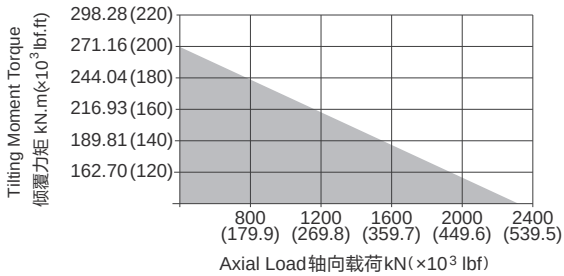

安装孔选项 Mounting Holes Option

Code 代码	M (Outer Ring 外圈)	N (Inner Ring 内圈)
—	M20×2.5 Tap (攻深)40	M20×2.5 Tap (攻深)40
T	M20×2.5 Tap (攻深)40	Ø22 Thru (通孔)
B	3/4"-10UNC-2B Tap (攻深)40	3/4"-10UNC-2B Tap (攻深)40
BT	3/4"-10UNC-2B Tap (攻深)40	Ø22 Thru (通孔)

性能参数表 Slewing Drive Performance Parameters

Model 类型	Output Torque 输出转矩	Tilting Moment Torque 倾覆力矩	Holding Torque 保持力矩	Static Axial Rating 轴向静载荷	Static Radial Rating 径向静载荷	Dynamic Axial Rating 轴向动载荷	Dynamic Radial Rating 径向动载荷	Gear Ratio 减速比	Tracking Precision 精度等级	Weight 重量
SEA25	18 kN.m	270 kN.m	84.5 kN.m	2360 kN	945 kN	590 kN	470 kN	150 : 1	≤ 0.15°	165 kg
	13300 lbf.ft	200×10³ lbf.ft	62.4×10³ lbf.ft	531×10³ lbf	212×10³ lbf	133×10³ lbf	106×10³ lbf			
PEA25	18 kN.m	270 kN.m	84.5 kN.m	2360 kN	945 kN	590 kN	470 kN	150 : 1	≤ 0.09°	165 kg
	13300 lbf.ft	200×10³ lbf.ft	62.4×10³ lbf.ft	531×10³ lbf	212×10³ lbf	133×10³ lbf	106×10³ lbf			

"A" VIEW AS INPUT IS ALLOWED
输入端允许在"A"向视图

SPECIAL DESIGN BASE ON CUSTOMER'S REQUIREMENT
可根据顾客的要求进行非标设计

NOTICE 注意

- Please be sure to remain under the curve.选型时请确保实际载荷在曲线范围内。
- This drawing is just for your refenece.以上图纸仅供参考。
- This drawing is susbject to change due to new design without prior notice.本公司保留改进产品的权利而不再另行通知。
- Please contact the technical department for dimensions and performance parameters of the drives. 如果需要装置的外形尺寸和性能参考数，请与技术部门联系。

SEB7/PEB7



UNITS/单 位:mm
1inch=25.4mm

Weight:26kg

FRONT VIEW
正视图

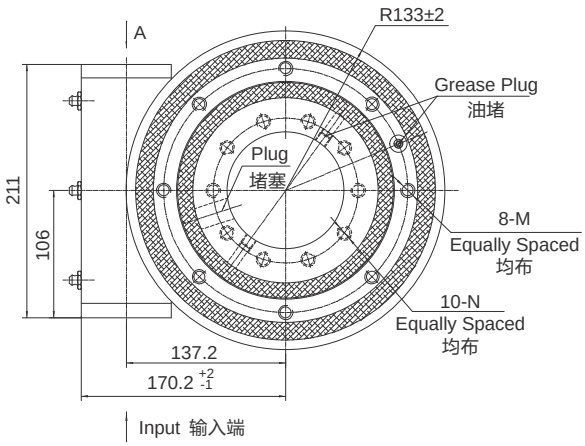

INPUT 输入端视图

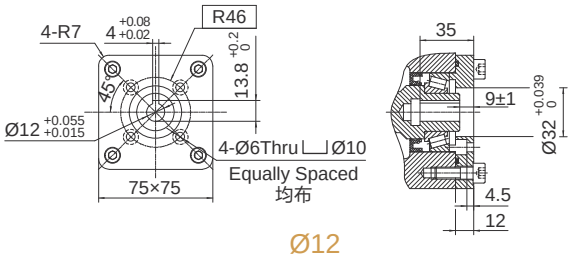

SIDE VIEW
侧视图

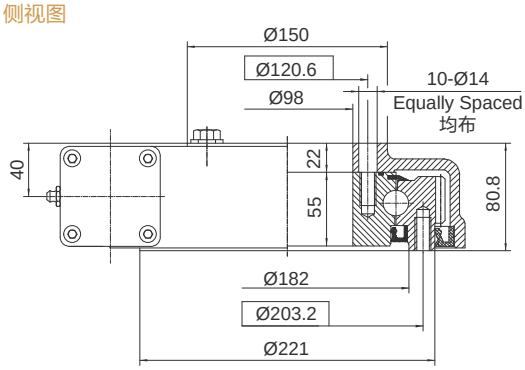

承载力矩图 MOMENT LOAD CHART

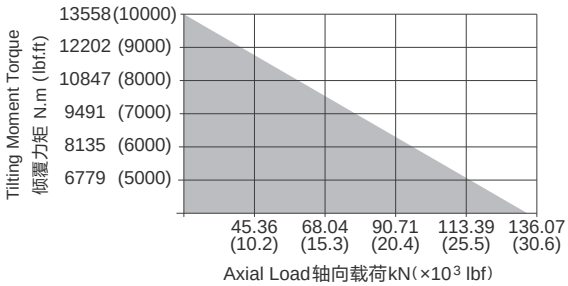

安装孔选项 Mounting Holes Option

Code 代码	M (Outer Ring 外圈)	N (Inner Ring 内圈)
—	M12×1.75 Tap (攻深)25	M12×1.75 Tap (攻深)25
T	M12×1.75 Tap (攻深)25	Ø14 Thru (通孔)
B	1/2"-13UNC-2B Tap (攻深)25	1/2"-13UNC-2B Tap (攻深)25
BT	1/2"-13UNC-2B Tap (攻深)25	Ø14 Thru (通孔)

性能参数表 Slewing Drive Performance Parameters

Model 类型	Output Torque 输出转矩	Tilting Moment Torque 倾覆力矩	Holding Torque 保持力矩	Static Axial Rating 轴向静载荷	Static Radial Rating 径向静载荷	Dynamic Axial Rating 轴向动载荷	Dynamic Radial Rating 径向动载荷	Gear Ratio 减速比	Tracking Precision 精度等级	Weight 重量
SEB7	1500 N.m	13500 N.m	10400 N.m	133 kN	53 kN	32 kN	28 kN	73 : 1	≤ 0.2°	26 kg
	1107 lbf.ft	9957 lbf.ft	7671 lbf.ft	29900 lbf	11915 lbf	7194 lbf	6295 lbf			
PEB7	1500 N.m	13500 N.m	10400 N.m	133 kN	53 kN	32 kN	28 kN	73 : 1	≤ 0.11°	26 kg
	1107 lbf.ft	9957 lbf.ft	7671 lbf.ft	29900 lbf	11915 lbf	7194 lbf	6295 lbf			

"A" VIEW AS INPUT IS ALLOWED
输入端允许在"A"向视图

SPECIAL DESIGN BASE ON CUSTOMER'S REQUIREMENT
可根据顾客的要求进行非标设计

NOTICE 注意

- Please be sure to remain under the curve.选型时请确保实际载荷在曲线范围内。
- This drawing is just for your refenece.以上图纸仅供参考。
- This drawing is susbject to change due to new design without prior notice.本公司保留改进产品的权利而不再另行通知。
- Please contact the technical department for dimensions and performance parameters of the drives. 如果需要装置的外形尺寸和性能参考数，请与技术部门联系。

SEB9/PEB9



UNITS/单 位:mm
1inch=25.4mm

Weight:49kg

FRONT VIEW
正视图

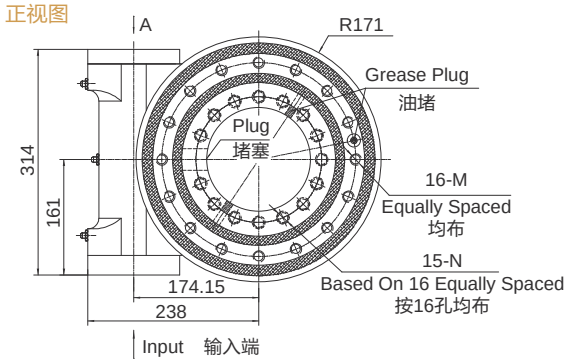

INPUT 输入端视图

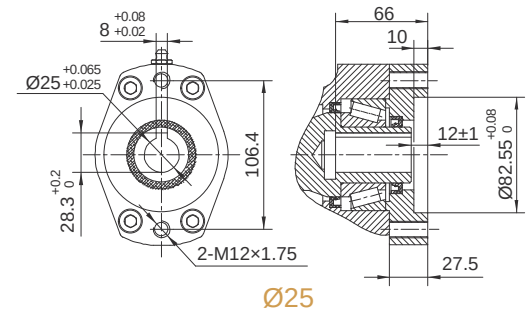

Ø25

SIDE VIEW
侧视图

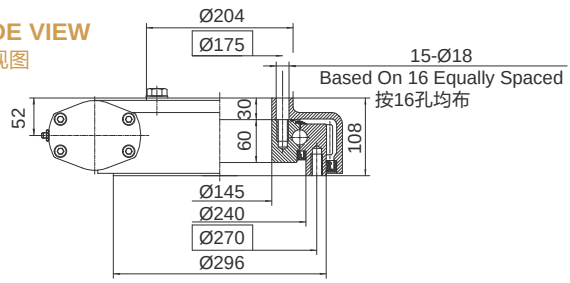

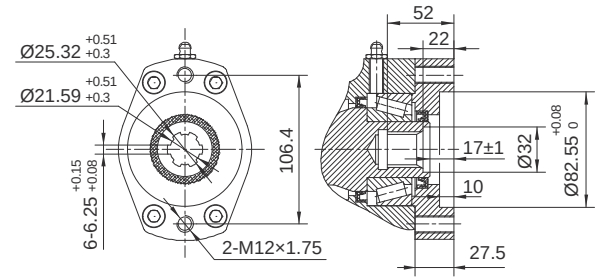

6B Spline花键

承载力矩图 MOMENT LOAD CHART

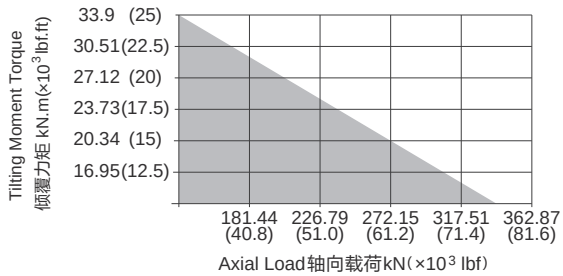

安装孔选项 Mounting Holes Option

Code 代码	M (Outer Ring 外圈)	N (Inner Ring 内圈)
—	M16×2 Tap (攻深)30	M16×2 Tap (攻深)30
T	M16×2 Tap (攻深)30	Ø18 Thru (通孔)
B	5/8"-11UNC-2B Tap (攻深)30	5/8"-11UNC-2B Tap (攻深)30
BT	5/8"-11UNC-2B Tap (攻深)30	Ø18 Thru (通孔)

性能参数表 Slewing Drive Performance Parameters

Model 类型	Output Torque 输出转矩	Tilting Moment Torque 倾覆力矩	Holding Torque 保持力矩	Static Axial Rating 轴向静载荷	Static Radial Rating 径向静载荷	Dynamic Axial Rating 轴向动载荷	Dynamic Radial Rating 径向动载荷	Gear Ratio 减速比	Tracking Precision 精度等级	Weight 重量
SEB9	6.5 kN.m	33.9 kN.m	34.5 kN.m	338 kN	135 kN	81 kN	71 kN	61 : 1	≤ 0.17°	49 kg
	4794 lbf.ft	25×10³ lbf.ft	25.5×10³ lbf.ft	76×10³ lbf	30×10³ lbf	18×10³ lbf	16×10³ lbf			
PEB9	6.5 kN.m	33.9 kN.m	34.5 kN.m	338 kN	135 kN	81 kN	71 kN	61 : 1	≤ 0.09°	49 kg
	4794 lbf.ft	25×10³ lbf.ft	25.5×10³ lbf.ft	76×10³ lbf	30×10³ lbf	18×10³ lbf	16×10³ lbf			

"A" VIEW AS INPUT IS ALLOWED
输入端允许在"A"向视图

SPECIAL DESIGN BASE ON CUSTOMER'S REQUIREMENT
可根据顾客的要求进行非标设计

NOTICE 注意

- Please be sure to remain under the curve.选型时请确保实际载荷在曲线范围内。
- This drawing is just for your refenece.以上图纸仅供参考。
- This drawing is susbject to change due to new design without prior notice.本公司保留改进产品的权利而不再另行通知。
- Please contact the technical department for dimensions and performance parameters of the drives. 如果需要装置的外形尺寸和性能参考数，请与技术部门联系。

SEB12/PEB12

UNITS/单 位:mm
1inch=25.4mm

Weight:68kg

FRONT VIEW
正视图

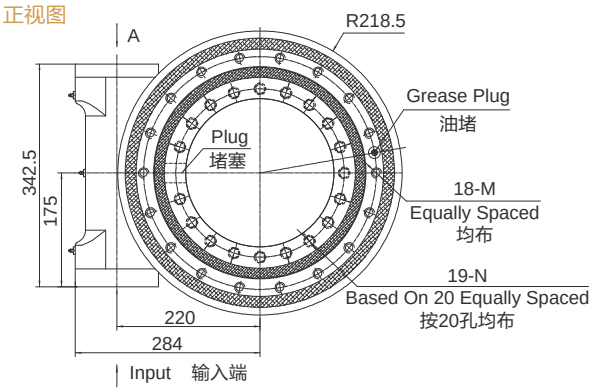

SIDE VIEW
侧视图

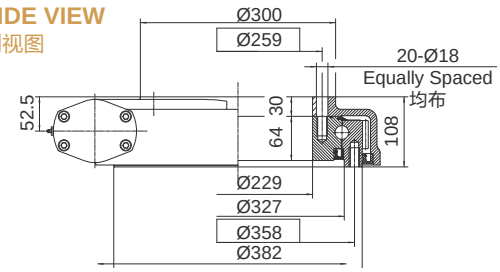

INPUT 输入端视图

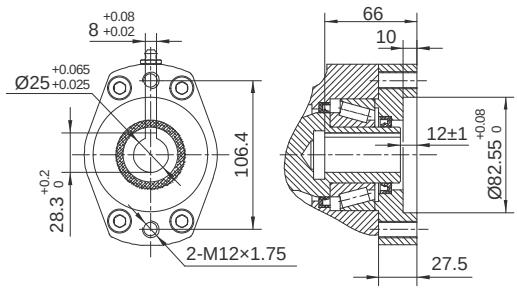

Ø25

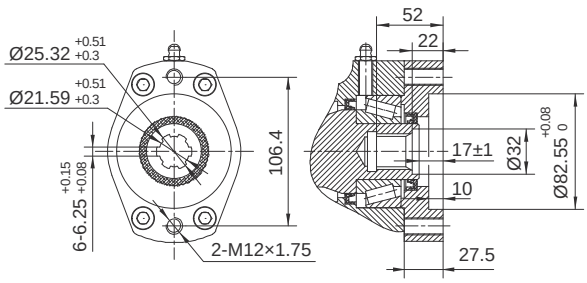

6B Spline花键

承载力矩图 MOMENT LOAD CHART

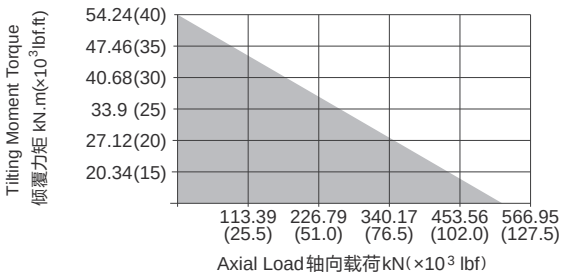

安装孔选项 Mounting Holes Option

Code 代码	M (Outer Ring 外圈)	N (Inner Ring 内圈)
—	M16×2 Tap (攻深)30	M16×2 Tap (攻深)30
T	M16×2 Tap (攻深)30	Ø18 Thru (通孔)
B	5/8"-11UNC-2B Tap (攻深)30	5/8"-11UNC-2B Tap (攻深)30
BT	5/8"-11UNC-2B Tap (攻深)30	Ø18 Thru (通孔)

性能参数表 Slewing Drive Performance Parameters

Model 类型	Output Torque 输出转矩	Tilting Moment Torque 倾覆力矩	Holding Torque 保持力矩	Static Axial Rating 轴向静载荷	Static Radial Rating 径向静载荷	Dynamic Axial Rating 轴向动载荷	Dynamic Radial Rating 径向动载荷	Gear Ratio 减速比	Tracking Precision 精度等级	Weight 重量
SEB12	7.5 kN.m	54.3 kN.m	43 kN.m	475 kN	190 kN	114 kN	100 kN	78 : 1	≤ 0.17°	68 kg
	5532 lbf.ft	40×10³ lbf.ft	32×10³ lbf.ft	107×10³ lbf	43×10³ lbf	26×10³ lbf	23×10³ lbf			
PEB12	7.5 kN.m	54.3 N.m	43 kN.m	475 kN	190 kN	114 kN	100 kN	78 : 1	≤ 0.07°	68 kg
	5532 lbf.ft	40×10³ lbf.ft	32×10³ lbf.ft	107×10³ lbf	43×10³ lbf	26×10³ lbf	23×10³ lbf			

"A" VIEW AS INPUT IS ALLOWED
输入端允许在"A"向视图

SPECIAL DESIGN BASE ON CUSTOMER'S REQUIREMENT
可根据顾客的要求进行非标设计

NOTICE 注意

- Please be sure to remain under the curve.选型时请确保实际载荷在曲线范围内。
- This drawing is just for your refenece.以上图纸仅供参考。
- This drawing is susbject to change due to new design without prior notice.本公司保留改进产品的权利而不再另行通知。
- Please contact the technical department for dimensions and performance parameters of the drives. 如果需要装置的外形尺寸和性能参考数，请与技术部门联系。

SEB14/PEB14

UNITS/单 位:mm
1inch=25.4mm

Weight:74kg

FRONT VIEW
正视图

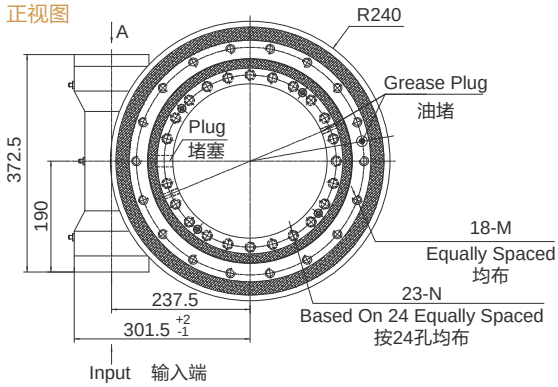

INPUT 输入端视图

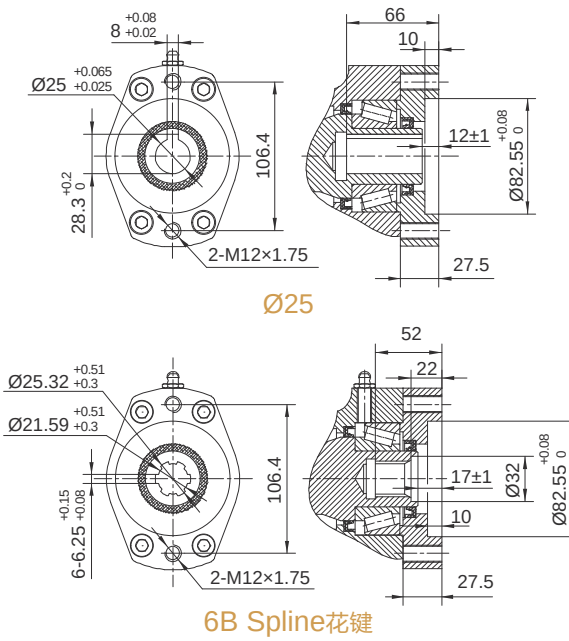

SIDE VIEW
侧视图

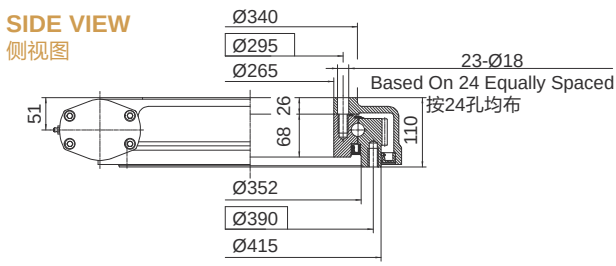

承载力矩图 MOMENT LOAD CHART

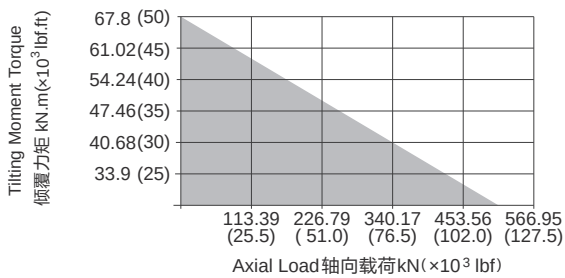

安装孔选项 Mounting Holes Option

Code 代码	M (Outer Ring 外圈)	N (Inner Ring 内圈)
—	M16×2 Tap (攻深)30	M16×2 Tap (攻深)30
T	M16×2 Tap (攻深)30	Ø18 Thru (通孔)
B	5/8"-11UNC-2B Tap (攻深)30	5/8"-11UNC-2B Tap (攻深)30
BT	5/8"-11UNC-2B Tap (攻深)30	Ø18 Thru (通孔)

性能参数表 Slewing Drive Performance Parameters

Model 类型	Output Torque 输出转矩	Tilting Moment Torque 倾覆力矩	Holding Torque 保持力矩	Static Axial Rating 轴向静载荷	Static Radial Rating 径向静载荷	Dynamic Axial Rating 轴向动载荷	Dynamic Radial Rating 径向动载荷	Gear Ratio 减速比	Tracking Precision 精度等级	Weight 重量
SEB14	8 kN.m	67.8 kN.m	48 kN.m	555 kN	222 kN	133 kN	117 kN	85 : 1	≤ 0.17°	74 kg
	5900 lbf.ft	50×10³ lbf.ft	35×10³ lbf.ft	125×10³ lbf	50×10³ lbf	30×10³ lbf	26×10³ lbf			
PEB14	8 kN.m	67.8 kN.m	48 kN.m	555 kN	222 kN	133 kN	117 kN	85 : 1	≤ 0.09°	74 kg
	5900 lbf.ft	50×10³ lbf.ft	35×10³ lbf.ft	125×10³ lbf	50×10³ lbf	30×10³ lbf	26×10³ lbf			

"A" VIEW AS INPUT IS ALLOWED
输入端允许在"A"向视图

SPECIAL DESIGN BASE ON CUSTOMER'S REQUIREMENT
可根据顾客的要求进行非标设计

NOTICE 注意

- Please be sure to remain under the curve.选型时请确保实际载荷在曲线范围内。
- This drawing is just for your refenece.以上图纸仅供参考。
- This drawing is susbject to change due to new design without prior notice.本公司保留改进产品的权利而不再另行通知。
- Please contact the technical department for dimensions and performance parameters of the drives. 如果需要装置的外形尺寸和性能参考数，请与技术部门联系。

SEB17C/PEB17C

UNITS/单 位:mm
1inch=25.4mm

Weight:92kg

FRONT VIEW
正视图

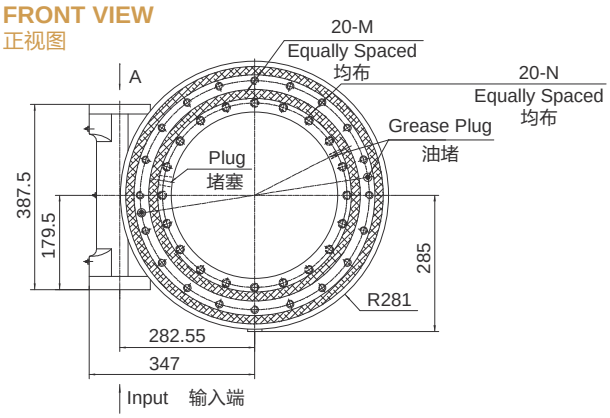

INPUT 输入端视图

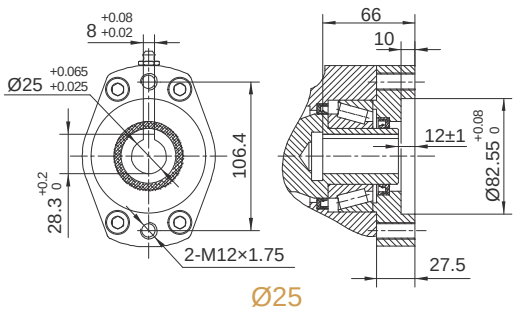

Ø25

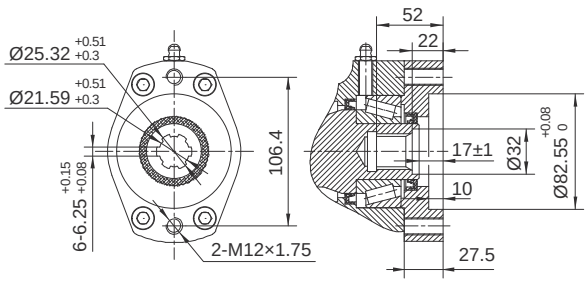

6B Spline花键

SIDE VIEW
侧视图

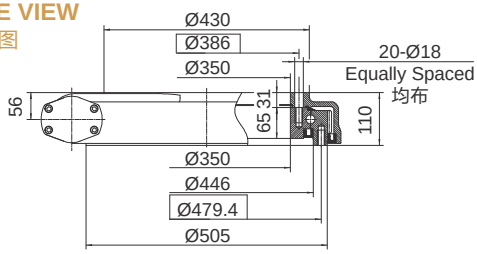

承载力矩图 MOMENT LOAD CHART

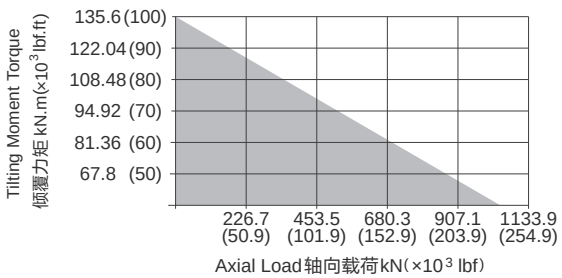

安装孔选项 Mounting Holes Option

Code 代码	M (Outer Ring 外圈)	N (Inner Ring 内圈)
—	M16×2 Tap (攻深)32	M16×2 Tap (攻深)32
T	M16×2 Tap (攻深)32	Ø18 Thru (通孔)
B	5/8"-11UNC-2B Tap (攻深)32	5/8"-11UNC-2B Tap (攻深)32
BT	5/8"-11UNC-2B Tap (攻深)32	Ø18 Thru (通孔)

性能参数表 Slewing Drive Performance Parameters

Model 类型	Output Torque 输出转矩	Tilting Moment Torque 倾覆力矩	Holding Torque 保持力矩	Static Axial Rating 轴向静载荷	Static Radial Rating 径向静载荷	Dynamic Axial Rating 轴向动载荷	Dynamic Radial Rating 径向动载荷	Gear Ratio 减速比	Tracking Precision 精度等级	Weight 重量
SEB 17C	10 kN.m	135.6 kN.m	58 kN.m	970 kN	390 kN	235 kN	205 kN	102 : 1	≤ 0.15°	92 kg
	7400 lbf.ft	100×10³ lbf.ft	42.8×10³ lbf.ft	218×10³ lbf	88×10³ lbf	53×10³ lbf	46×10³ lbf			
PEB 17C	10 kN.m	135.6 kN.m	58 kN.m	970 kN	390 kN	235 kN	205 kN	102 : 1	≤ 0.09°	92 kg
	7400 lbf.ft	100×10³ lbf.ft	42.8×10³ lbf.ft	218×10³ lbf	88×10³ lbf	53×10³ lbf	46×10³ lbf			

"A" VIEW AS INPUT IS ALLOWED
输入端允许在"A"向视图

SPECIAL DESIGN BASE ON CUSTOMER'S REQUIREMENT
可根据顾客的要求进行非标设计

NOTICE 注意

- Please be sure to remain under the curve.选型时请确保实际载荷在曲线范围内。
- This drawing is just for your refenece.以上图纸仅供参考。
- This drawing is susbject to change due to new design without prior notice.本公司保留改进产品的权利而不再另行通知。
- Please contact the technical department for dimensions and performance parameters of the drives. 如果需要装置的外形尺寸和性能参考数，请与技术部门联系。

SEB21/PEB21

UNITS/单 位:mm
1inch=25.4mm

Weight:142kg

FRONT VIEW
正视图

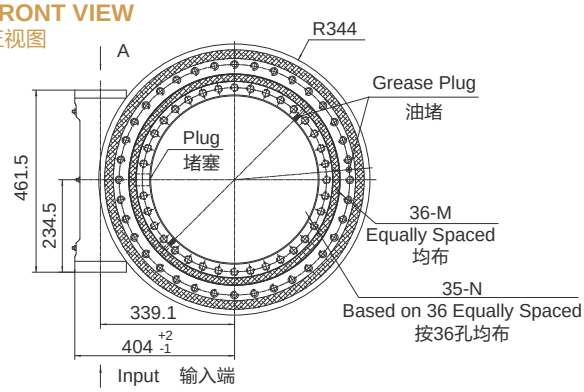

INPUT 输入端视图

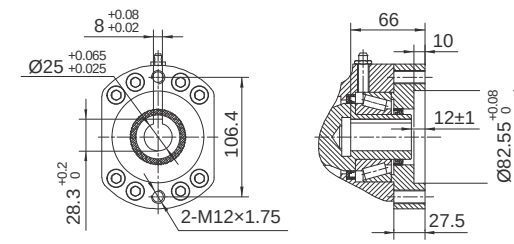

Ø25

SIDE VIEW
侧视图

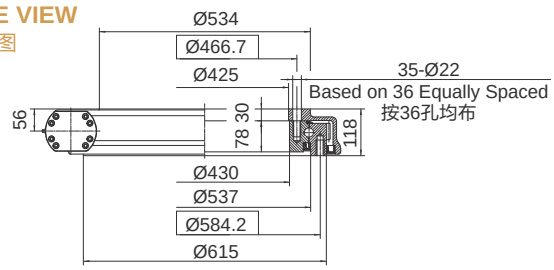

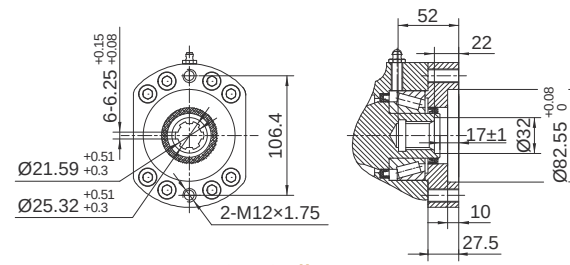

6B Spline花键

承载力矩图 MOMENT LOAD CHART

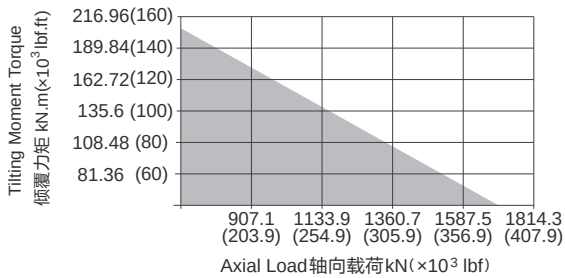

安装孔选项 Mounting Holes Option

Code 代码	M (Outer Ring 外圈)	N (Inner Ring 内圈)
—	M20×2.5 Tap (攻深)40	M20×2.5 Tap (攻深)40
T	M20×2.5 Tap (攻深)40	Ø22 Thru (通孔)
B	3/4"-10UNC-2B Tap (攻深)40	3/4"-10UNC-2B Tap (攻深)40
BT	3/4"-10UNC-2B Tap (攻深)40	Ø22 Thru (通孔)

性能参数表 Slewing Drive Performance Parameters

Model 类型	Output Torque 输出转矩	Tilting Moment Torque 倾覆力矩	Holding Torque 保持力矩	Static Axial Rating 轴向静载荷	Static Radial Rating 径向静载荷	Dynamic Axial Rating 轴向动载荷	Dynamic Radial Rating 径向动载荷	Gear Ratio 减速比	Tracking Precision 精度等级	Weight 重量
SEB21	15 kN.m	203 kN.m	70.5 kN.m	1598 kN	640 kN	385 kN	335 kN	125 : 1	≤ 0.15°	142 kg
	11000 lbf.ft	150×10³ lbf.ft	52×10³ lbf.ft	359×10³ lbf	144×10³ lbf	87×10³ lbf	75×10³ lbf			
PEB21	15 kN.m	203 kN.m	70.5 kN.m	1598 kN	640 kN	385 kN	335 kN	125 : 1	≤ 0.09°	142 kg
	11000 lbf.ft	150×10³ lbf.ft	52×10³ lbf.ft	359×10³ lbf	144×10³ lbf	87×10³ lbf	75×10³ lbf			

"A" VIEW AS INPUT IS ALLOWED
输入端允许在"A"向视图

SPECIAL DESIGN BASE ON CUSTOMER'S REQUIREMENT
可根据顾客的要求进行非标设计

NOTICE 注意

- Please be sure to remain under the curve.选型时请确保实际载荷在曲线范围内。
- This drawing is just for your refenece.以上图纸仅供参考。
- This drawing is susbject to change due to new design without prior notice.本公司保留改进产品的权利而不再另行通知。
- Please contact the technical department for dimensions and performance parameters of the drives. 如果需要装置的外形尺寸和性能参考数，请与技术部门联系。

SEB25/PEB25

UNITS/单 位:mm
1inch=25.4mm

Weight:168kg

FRONT VIEW
正视图

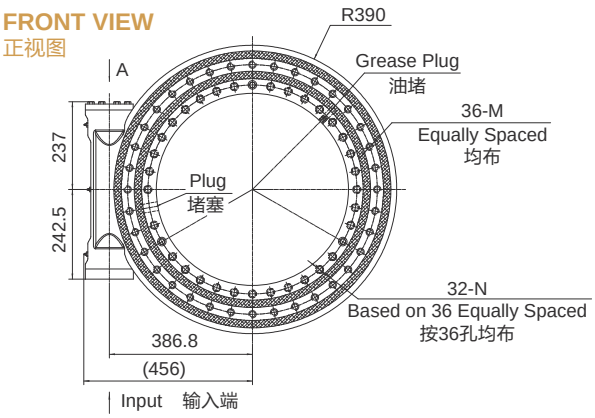

INPUT 输入端视图

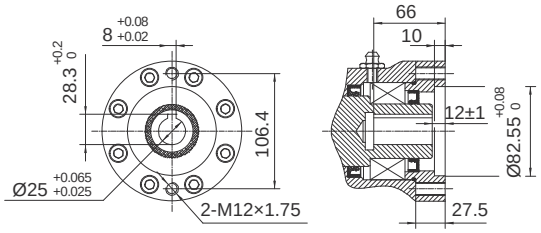

Ø25

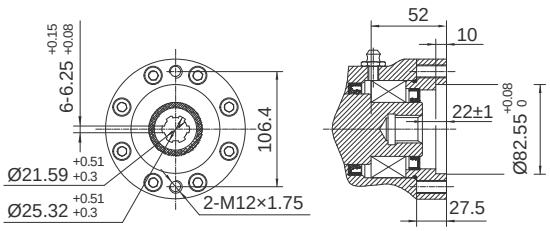

6B Spline花键

SIDE VIEW
侧视图

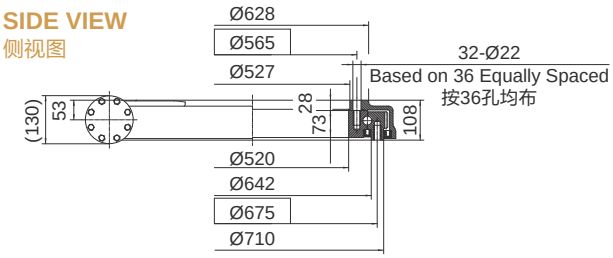

承载力矩图 MOMENT LOAD CHART

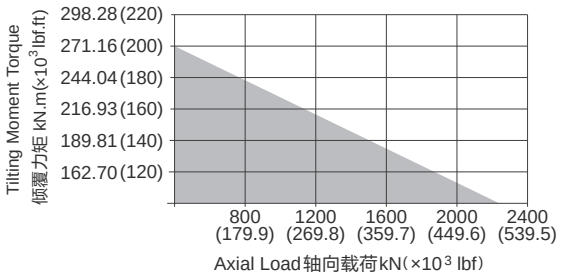

安装孔选项 Mounting Holes Option

Code 代码	M (Outer Ring 外圈)	N (Inner Ring 内圈)
—	M20×2.5 Tap (攻深)40	M20×2.5 Tap (攻深)40
T	M20×2.5 Tap (攻深)40	Ø22 Thru (通孔)
B	3/4"-10UNC-2B Tap (攻深)40	3/4"-10UNC-2B Tap (攻深)40
BT	3/4"-10UNC-2B Tap (攻深)40	Ø22 Thru (通孔)

性能参数表 Slewing Drive Performance Parameters

Model	Output Torque	Tilting Moment Torque	Holding Torque	Static Axial Rating	Static Radial Rating	Dynamic Axial Rating	Dynamic Radial Rating	Gear Ratio	Tracking Precision	Weight
类型	输出转矩	倾覆力矩	保持力矩	轴向静载荷	径向静载荷	轴向动载荷	径向动载荷	减速比	精度等级	重量
SEB25	18 kN.m	271 kN.m	84.5 kN.m	2360 kN	945 kN	590 kN	470 kN	150 : 1	≤ 0.15°	168 kg
	13300 lbf.ft	200×10³ lbf.ft	62.4×10³ lbf.ft	531×10³ lbf	212×10³ lbf	133×10³ lbf	106×10³ lbf			
PEB25	18 kN.m	271 kN.m	84.5 kN.m	2360 kN	945 kN	590 kN	470 kN	150 : 1	≤ 0.09°	168 kg
	13300 lbf.ft	200×10³ lbf.ft	117×10³ lbf.ft	531×10³ lbf	212×10³ lbf	133×10³ lbf	106×10³ lbf			

"A" VIEW AS INPUT IS ALLOWED
输入端允许在"A"向视图

SPECIAL DESIGN BASE ON CUSTOMER'S REQUIREMENT
可根据顾客的要求进行非标设计

NOTICE 注意

- Please be sure to remain under the curve.选型时请确保实际载荷在曲线范围内。
- This drawing is just for your refenece.以上图纸仅供参考。
- This drawing is susbject to change due to new design without prior notice.本公司保留改进产品的权利而不再另行通知。
- Please contact the technical department for dimensions and performance parameters of the drives. 如果需要装置的外形尺寸和性能参考数，请与技术部门联系。

SLEWING DRIVE **回转式减速器**

HSE7

UNITS/单 位:mm
1inch=25.4mm

Weight:37.5kg

FRONT VIEW
正视图

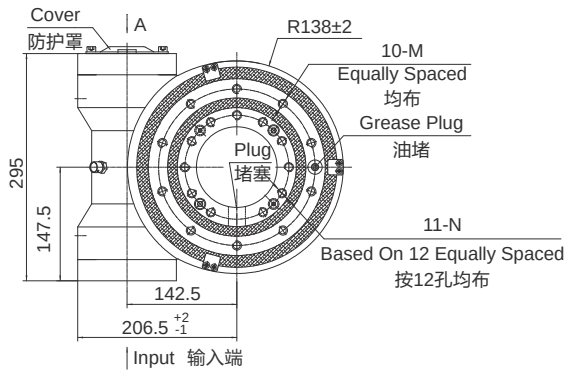

SIDE VIEW
侧视图

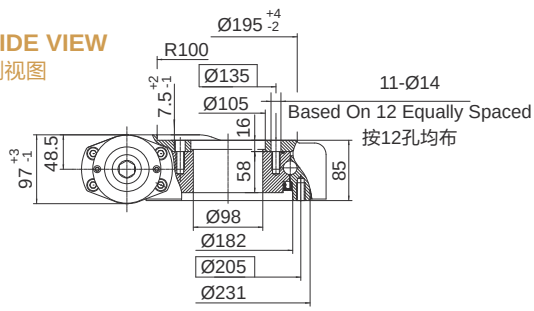

INPUT 输入端视图

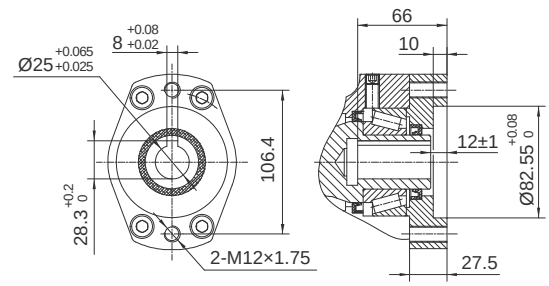

Ø25

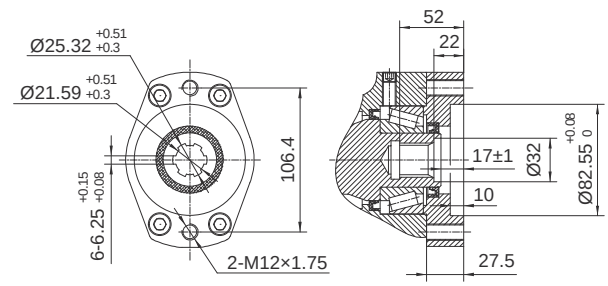

6B Spline花键

承载力矩图 MOMENT LOAD CHART

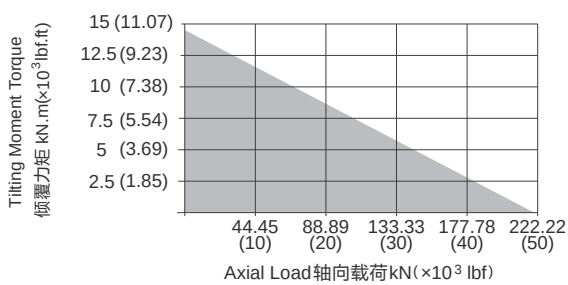

安装孔选项 Mounting Holes Option

Code 代码	M (Outer Ring 外圈)	N (Inner Ring 内圈)
—	M12×1.75 Tap (攻深)25	M12×1.75 Tap (攻深)25
T	M12×1.75 Tap (攻深)25	Ø14 Thru (通孔)
B	1/2"-13UNC-2B Tap (攻深)25	1/2"-13UNC-2B Tap (攻深)25
BT	1/2"-13UNC-2B Tap (攻深)25	Ø14Thru (通孔)

性能参数表 Slewing Drive Performance Parameters

Output Torque	Tilting Moment Torque	Holding Torque	Static Axial Rating	Static Radial Rating	Dynamic Axial Rating	Dynamic Radial Rating	Gear Ratio	Tracking Precision	Weight
输出转矩	倾覆力矩	保持力矩	轴向静载荷	径向静载荷	轴向动载荷	径向动载荷	减速比	精度等级	重量
3.5 kN.m	14.2 kN.m	20 kN.m	220 kN	90 kN	63 kN	48 kN	47 : 1	≤ 0.15°	37.5 kg
2583 lbf.ft	10.5×10^3 lbf.ft	14.8×10^3 lbf.ft	49.5×10^3 lbf	20.2×10^3 lbf	14.2×10^3 lbf	10.8×10^3 lbf			

"A" VIEW AS INPUT IS ALLOWED
输入端允许在"A"向视图

SPECIAL DESIGN BASE ON CUSTOMER'S REQUIREMENT
可根据顾客的要求进行非标设计

NOTICE 注意

- Please be sure to remain under the curve.选型时请确保实际载荷在曲线范围内。
- This drawing is just for your refenece.以上图纸仅供参考。
- This drawing is susbject to change due to new design without prior notice.本公司保留改进产品的权利而不再另行通知。
- Please contact the technical department for dimensions and performance parameters of the drives. 如果需要装置的外形尺寸和性能参考数，请与技术部门联系。

HSE9



UNITS/单 位:mm
1inch=25.4mm

Weight:55.5kg

FRONT VIEW
正视图

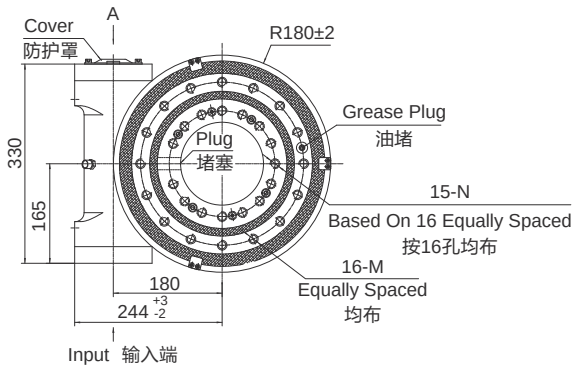

SIDE VIEW
侧视图

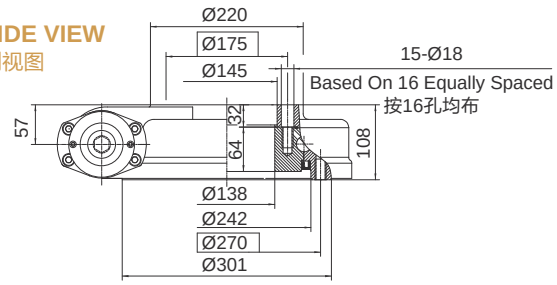

INPUT 输入端视图

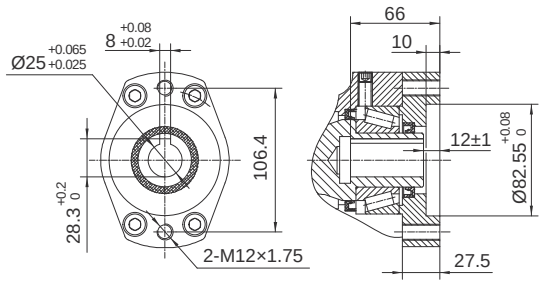

Ø25

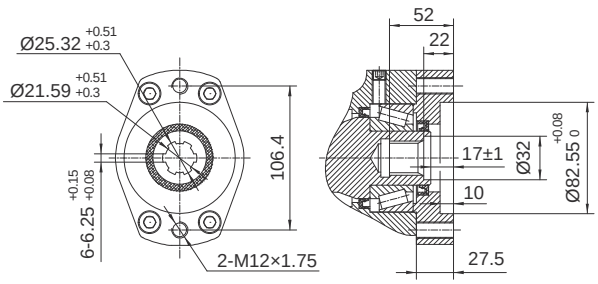

6B Spline花键

承载力矩图 MOMENT LOAD CHART

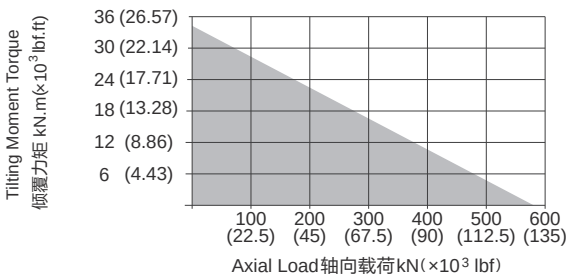

安装孔选项 Mounting Holes Option

Code 代码	M (Outer Ring 外圈)	N (Inner Ring 内圈)
—	M16×2 Tap (攻深)30	M16×2 Tap (攻深)30
T	M16×2 Tap (攻深)30	Ø18 Thru (通孔)
B	5/8"-11UNC-2B Tap (攻深)30	5/8"-11UNC-2B Tap (攻深)30
BT	5/8"-11UNC-2B Tap (攻深)30	Ø18 Thru (通孔)

性能参数表 Slewing Drive Performance Parameters

Output Torque	Tilting Moment Torque	Holding Torque	Static Axial Rating	Static Radial Rating	Dynamic Axial Rating	Dynamic Radial Rating	Gear Ratio	Tracking Precision	Weight
输出转矩	倾覆力矩	保持力矩	轴向静载荷	径向静载荷	轴向动载荷	径向动载荷	减速比	精度等级	重量
8 kN.m	35.6 kN.m	34.5 kN.m	578 kN	215 kN	136 kN	115 kN	62 : 1	≤ 0.15°	55.5 kg
5904 lbf.ft	26.3×10³ lbf.ft	25.5×10³ lbf.ft	129.9×10³ lbf	48.3×10³ lbf	30.6×10³ lbf	25.9×10³ lbf			

"A" VIEW AS INPUT IS ALLOWED
输入端允许在"A"向视图

SPECIAL DESIGN BASE ON CUSTOMER'S REQUIREMENT
可根据顾客的要求进行非标设计

NOTICE 注意

- Please be sure to remain under the curve.选型时请确保实际载荷在曲线范围内。
- This drawing is just for your refenece.以上图纸仅供参考。
- This drawing is susbject to change due to new design without prior notice.本公司保留改进产品的权利而不再另行通知。
- Please contact the technical department for dimensions and performance parameters of the drives. 如果需要装置的外形尺寸和性能参考数，请与技术部门联系。

SLEWING DRIVE **回转式减速器**

HSE12



UNITS/单 位:mm
1inch=25.4mm

Weight:74kg

FRONT VIEW
正视图

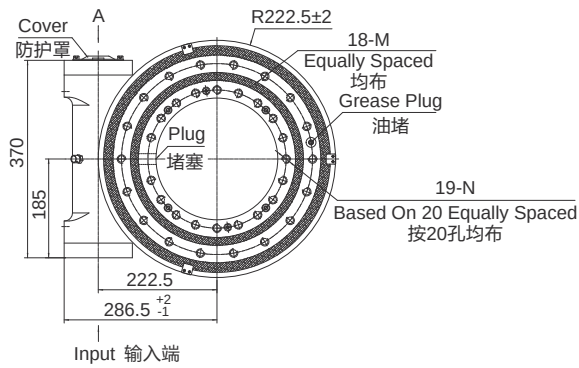

INPUT 输入端视图

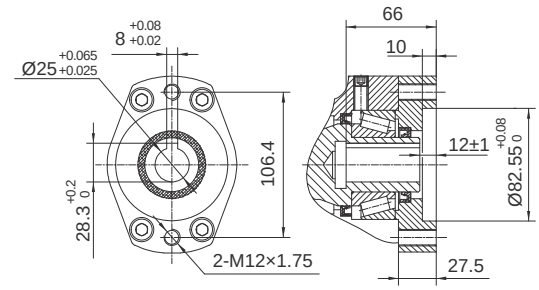

Ø25

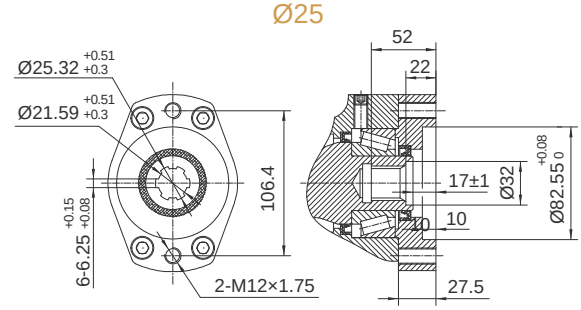

6B Spline花键

SIDE VIEW
侧视图

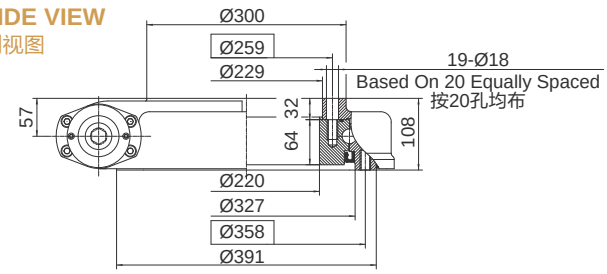

承载力矩图 MOMENT LOAD CHART

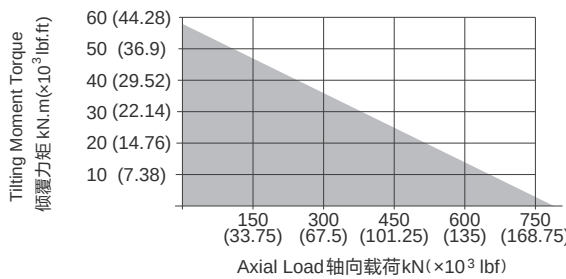

安装孔选项 Mounting Holes Option

Code 代码	M (Outer Ring 外圈)	N (Inner Ring 内圈)
—	M16×2 Tap (攻深)30	M16×2 Tap (攻深)30
T	M16×2 Tap (攻深)30	Ø18 Thru (通孔)
B	5/8"-11UNC-2B Tap (攻深)30	5/8"-11UNC-2B Tap (攻深)30
BT	5/8"-11UNC-2B Tap (攻深)30	Ø18 Thru (通孔)

性能参数表 Slewing Drive Performance Parameters

Output Torque	Tilting Moment Torque	Holding Torque	Static Axial Rating	Static Radial Rating	Dynamic Axial Rating	Dynamic Radial Rating	Gear Ratio	Tracking Precision	Weight
输出转矩	倾覆力矩	保持力矩	轴向静载荷	径向静载荷	轴向动载荷	径向动载荷	减速比	精度等级	重量
9.5 kN.m	57 kN.m	43 kN.m	760 kN	280 kN	190 kN	148 kN	79 : 1	≤ 0.15°	74 kg
7011 lbf.ft	42.1×10³ lbf.ft	32×10³ lbf.ft	171.1×10³ lbf	62.9×10³ lbf	42.7×10³ lbf	33.3×10³ lbf			

"A" VIEW AS INPUT IS ALLOWED
输入端允许在"A"向视图

SPECIAL DESIGN BASE ON CUSTOMER'S REQUIREMENT
可根据顾客的要求进行非标设计

NOTICE 注意

- Please be sure to remain under the curve.选型时请确保实际载荷在曲线范围内。
- This drawing is just for your refenece.以上图纸仅供参考。
- This drawing is susbject to change due to new design without prior notice.本公司保留改进产品的权利而不再另行通知。
- Please contact the technical department for dimensions and performance parameters of the drives. 如果需要装置的外形尺寸和性能参考数，请与技术部门联系。

HSE14



UNITS/单 位:mm
1inch=25.4mm

Weight:82kg

FRONT VIEW
正视图

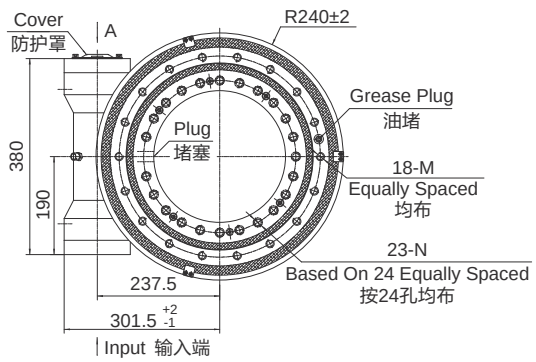

SIDE VIEW
侧视图

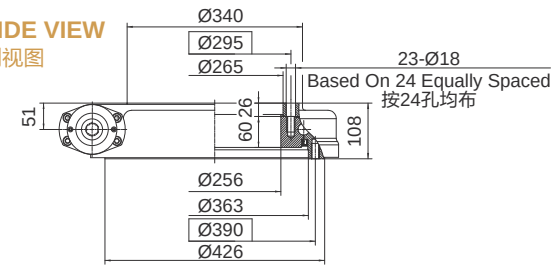

INPUT 输入端视图

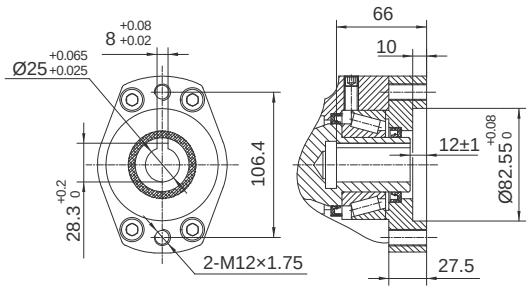

Ø25

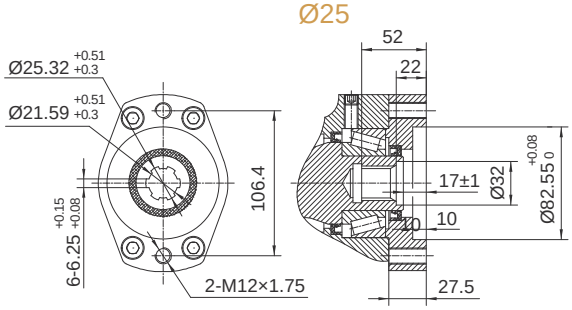

6B Spline花键

承载力矩图 MOMENT LOAD CHART

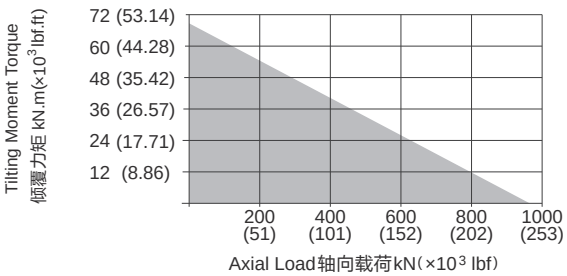

安装孔选项 Mounting Holes Option

Code 代码	M (Outer Ring 外圈)	N (Inner Ring 内圈)
—	M16×2 Tap (攻深)30	M16×2 Tap (攻深)30
T	M16×2 Tap (攻深)30	Ø18 Thru (通孔)
B	5/8"-11UNC-2B Tap (攻深)30	5/8"-11UNC-2B Tap (攻深)30
BT	5/8"-11UNC-2B Tap (攻深)30	Ø18 Thru (通孔)

性能参数表 Slewing Drive Performance Parameters

Output Torque	Tilting Moment Torque	Holding Torque	Static Axial Rating	Static Radial Rating	Dynamic Axial Rating	Dynamic Radial Rating	Gear Ratio	Tracking Precision	Weight
输出转矩	倾覆力矩	保持力矩	轴向静载荷	径向静载荷	轴向动载荷	径向动载荷	减速比	精度等级	重量
10.8kN.m	71.2 kN.m	48 kN.m	960 kN	360 kN	230 kN	200 kN	86 : 1	≤ 0.13°	82kg
7970 lbf.ft	52.6×10³ lbf.ft	35×10³ lbf.ft	215.8×10³ lbf	80.9×10³ lbf	51.7×10³ lbf	44.9×10³ lbf			

"A" VIEW AS INPUT IS ALLOWED
输入端允许在"A"向视图

SPECIAL DESIGN BASE ON CUSTOMER'S REQUIREMENT
可根据顾客的要求进行非标设计

NOTICE 注意

- Please be sure to remain under the curve.选型时请确保实际载荷在曲线范围内。
- This drawing is just for your refenece.以上图纸仅供参考。
- This drawing is susbject to change due to new design without prior notice.本公司保留改进产品的权利而不再另行通知。
- Please contact the technical department for dimensions and performance parameters of the drives. 如果需要装置的外形尺寸和性能参考数，请与技术部门联系。

HSE17

UNITS/单 位:mm
1inch=25.4mm

Weight:108kg

FRONT VIEW
正视图

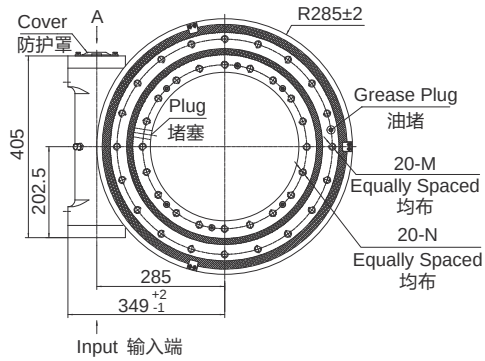

INPUT 输入端视图

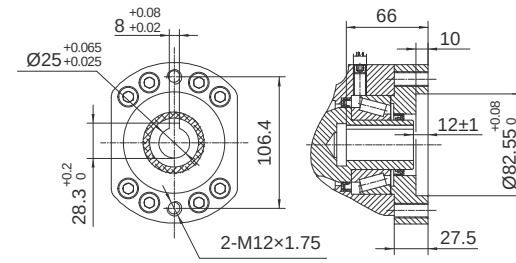

Ø25

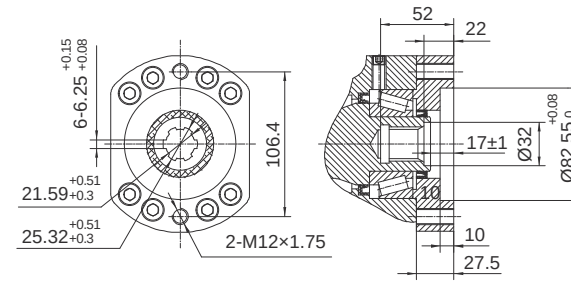

6B Spline花键

SIDE VIEW
侧视图

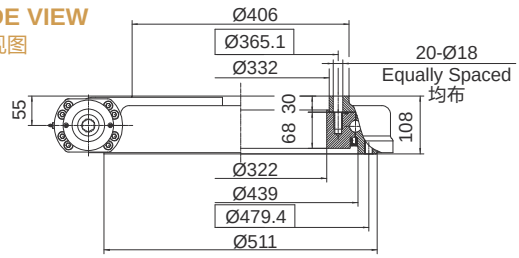

承载力矩图 MOMENT LOAD CHART

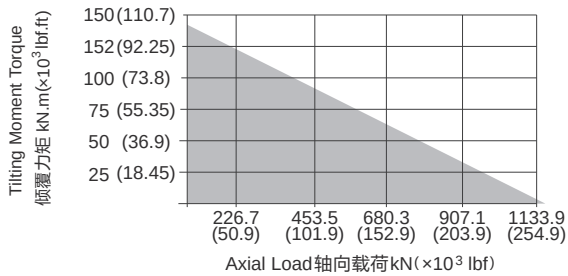

安装孔选项 Mounting Holes Option

Code 代码	M (Outer Ring 外圈)	N (Inner Ring 内圈)
—	M16×2 Tap (攻深)32	M16×2 Tap (攻深)32
T	M16×2 Tap (攻深)32	Ø18 Thru (通孔)
B	5/8"-11UNC-2B Tap (攻深)32	5/8"-11UNC-2B Tap (攻深)32
BT	5/8"-11UNC-2B Tap (攻深)32	Ø18 Thru (通孔)

性能参数表 Slewing Drive Performance Parameters

Output Torque	Tilting Moment Torque	Holding Torque	Static Axial Rating	Static Radial Rating	Dynamic Axial Rating	Dynamic Radial Rating	Gear Ratio	Tracking Precision	Weight
输出转矩	倾覆力矩	保持力矩	轴向静载荷	径向静载荷	轴向动载荷	径向动载荷	减速比	精度等级	重量
12.96 kN.m	142.4 kN.m	72.3 kN.m	1166 kN	435 kN	280 kN	231 kN	104 : 1	≤ 0.1°	108 kg
9564 lbf.ft	105.1×10³ lbf.ft	53.4×10³ lbf.ft	262×10³ lbf	97.8×10³ lbf	62.9×10³ lbf	51.9×10³ lbf			

"A" VIEW AS INPUT IS ALLOWED
输入端允许在"A"向视图

SPECIAL DESIGN BASE ON CUSTOMER'S REQUIREMENT
可根据顾客的要求进行非标设计

NOTICE 注意

- Please be sure to remain under the curve.选型时请确保实际载荷在曲线范围内。
- This drawing is just for your refenece.以上图纸仅供参考。
- This drawing is susbject to change due to new design without prior notice.本公司保留改进产品的权利而不再另行通知。
- Please contact the technical department for dimensions and performance parameters of the drives. 如果需要装置的外形尺寸和性能参考数，请与技术部门联系。

HSE19



UNITS/单 位:mm
1inch=25.4mm

Weight:122kg

FRONT VIEW
正视图

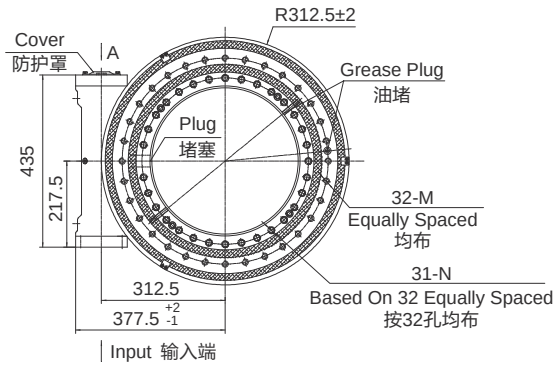

SIDE VIEW
侧视图

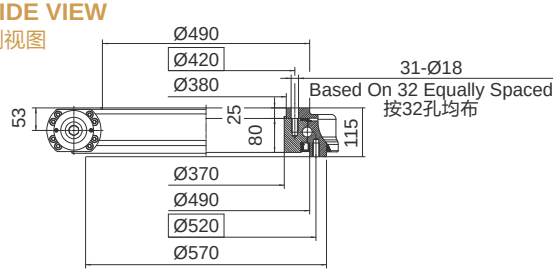

INPUT 输入端视图

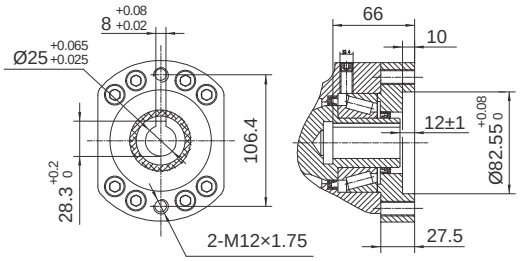

Ø25

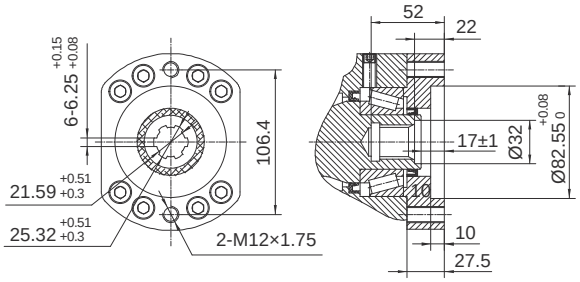

6B Spline花键

承载力矩图 MOMENT LOAD CHART

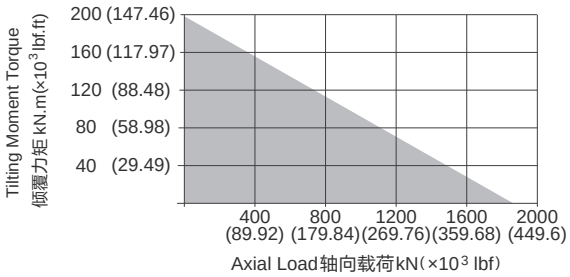

安装孔选项 Mounting Holes Option

Code 代码	M (Outer Ring 外圈)	N (Inner Ring 内圈)
—	M16×2 Tap (攻深)32	M16×2 Tap (攻深)32
T	M16×2 Tap (攻深)32	Ø18 Thru (通孔)
B	5/8"-11UNC-2B Tap (攻深)32	5/8"-11UNC-2B Tap (攻深)32
BT	5/8"-11UNC-2B Tap (攻深)32	Ø18 Thru (通孔)

性能参数表 Slewing Drive Performance Parameters

Output Torque	Tilting Moment Torque	Holding Torque	Static Axial Rating	Static Radial Rating	Dynamic Axial Rating	Dynamic Radial Rating	Gear Ratio	Tracking Precision	Weight
输出转矩	倾覆力矩	保持力矩	轴向静载荷	径向静载荷	轴向动载荷	径向动载荷	减速比	精度等级	重量
18.5 kN.m	196 kN.m	80.1 kN.m	1800 kN	675 kN	290 kN	250 kN	94: 1	≤ 0.1°	122 kg
13640 lbf.ft	144.5×10³ lbf.ft	59.1×10³ lbf.ft	404.64×10³ lbf	151.4×10³ lbf	65.2×10³ lbf	56.2×10³ lbf			

"A" VIEW AS INPUT IS ALLOWED
输入端允许在"A"向视图

SPECIAL DESIGN BASE ON CUSTOMER'S REQUIREMENT
可根据顾客的要求进行非标设计

NOTICE 注意

- Please be sure to remain under the curve.选型时请确保实际载荷在曲线范围内。
- This drawing is just for your refenece.以上图纸仅供参考。
- This drawing is susbject to change due to new design without prior notice.本公司保留改进产品的权利而不再另行通知。
- Please contact the technical department for dimensions and performance parameters of the drives. 如果需要装置的外形尺寸和性能参考数，请与技术部门联系。

HSE21A

UNITS/单 位:mm
1inch=25.4mm

Weight:188kg

FRONT VIEW
正视图

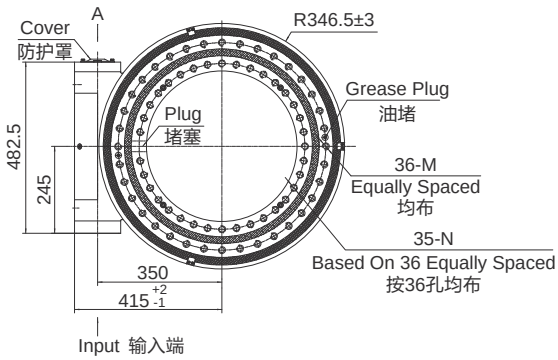

INPUT 输入端视图

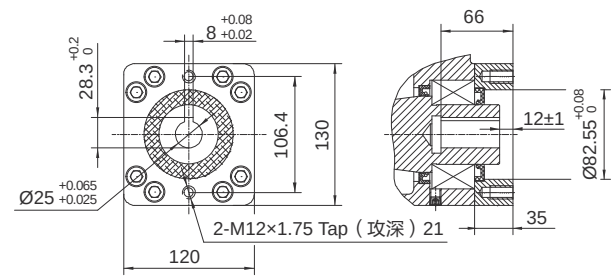

SIDE VIEW
侧视图

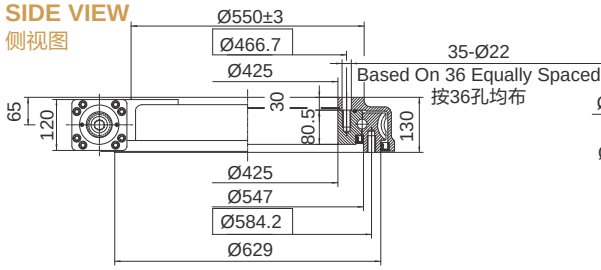

Ø25

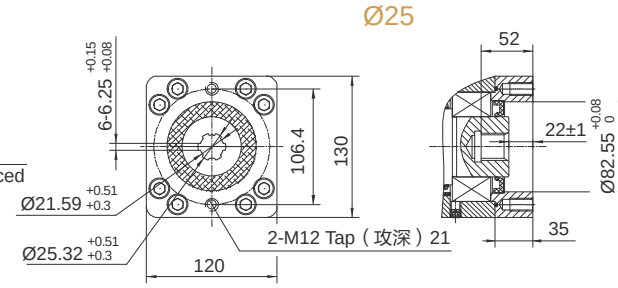

6B Spline花键

承载力矩图 MOMENT LOAD CHART

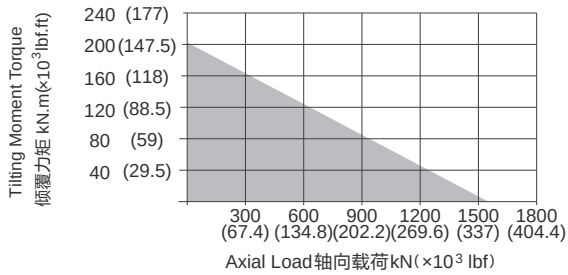

安装孔选项 Mounting Holes Option

Code 代码	M (Outer Ring 外圈)	N (Inner Ring 内圈)
—	M20×2.5 Tap (攻深)40	M20×2.5 Tap (攻深)40
T	M20×2.5 Tap (攻深)40	Ø22 Thru (通孔)
B	3/4"-10UNC-2B Tap (攻深)40	3/4"-10UNC-2B Tap (攻深)40
BT	3/4"-10UNC-2B Tap (攻深)40	Ø22 Thru (通孔)

性能参数表 Slewing Drive Performance Parameters

Output Torque	Tilting Moment Torque	Holding Torque	Static Axial Rating	Static Radial Rating	Dynamic Axial Rating	Dynamic Radial Rating	Gear Ratio	Tracking Precision	Weight
输出转矩	倾覆力矩	保持力矩	轴向静载荷	径向静载荷	轴向动载荷	径向动载荷	减速比	精度等级	重量
28.7 kN.m	203 kN.m	105.8 kN.m	1598 kN	640 kN	385 kN	335 kN	90 : 1	≤ 0.1°	188 kg
21180 lbf.ft	150×10³ lbf.ft	78.1×10³ lbf.ft	359×10³ lbf	144×10³ lbf	87×10³ lbf	75×10³ lbf			

"A" VIEW AS INPUT IS ALLOWED
输入端允许在"A"向视图

SPECIAL DESIGN BASE ON CUSTOMER'S REQUIREMENT
可根据顾客的要求进行非标设计

NOTICE 注意

- Please be sure to remain under the curve.选型时请确保实际载荷在曲线范围内。
- This drawing is just for your refenece.以上图纸仅供参考。
- This drawing is susbject to change due to new design without prior notice.本公司保留改进产品的权利而不再另行通知。
- Please contact the technical department for dimensions and performance parameters of the drives. 如果需要装置的外形尺寸和性能参考数，请与技术部门联系。

SLEWING DRIVE **回转式减速器**

HSE21A-2

UNITS/单 位:mm
1inch=25.4mm

Weight:205kg

FRONT VIEW
正视图

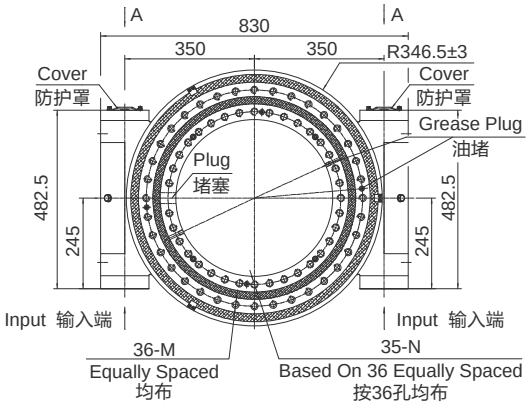

SIDE VIEW
侧视图

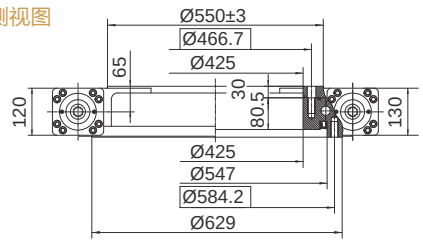

INPUT 输入端视图

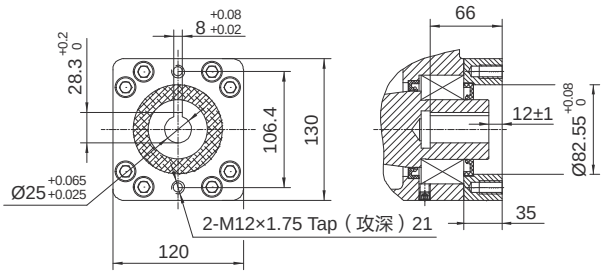

Ø25

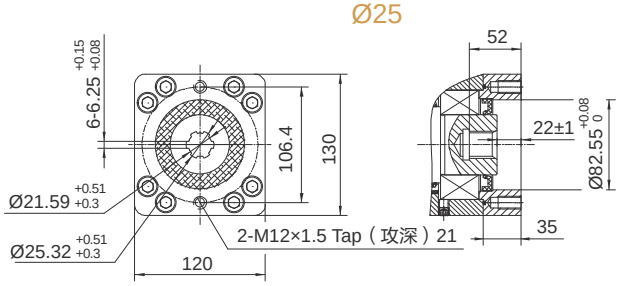

6B Spline花键

承载力矩图 MOMENT LOAD CHART

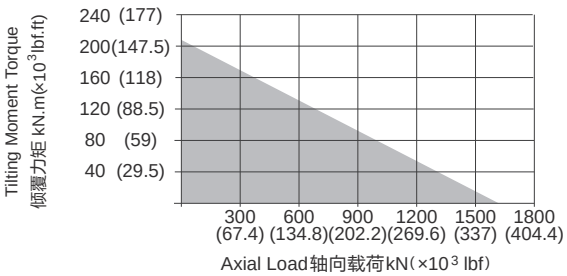

安装孔选项 Mounting Holes Option

Code 代码	M (Outer Ring 外圈)	N (Inner Ring 内圈)
—	M20×2.5 Tap (攻深)40	M20×2.5 Tap (攻深)40
T	M20×2.5 Tap (攻深)40	Ø22 Thru (通孔)
B	3/4"-10UNC-2B Tap (攻深)40	3/4"-10UNC-2B Tap (攻深)40
BT	3/4"-10UNC-2B Tap (攻深)40	Ø22 Thru (通孔)

性能参数表 Slewing Drive Performance Parameters

Output Torque	Tilting Moment Torque	Holding Torque	Static Axial Rating	Static Radial Rating	Dynamic Axial Rating	Dynamic Radial Rating	Gear Ratio	Tracking Precision	Weight
输出转矩	倾覆力矩	保持力矩	轴向静载荷	径向静载荷	轴向动载荷	径向动载荷	减速比	精度等级	重量
48 kN.m	203 kN.m	179.9 kN.m	1598 kN	640 kN	385 kN	335 kN	90: 1	≤ 0.1°	205 kg
35408 lbf.ft	150×10³ lbf.ft	132.7×10³ lbf.ft	359×10³ lbf	144×10³ lbf	87×10³ lbf	75×10³ lbf			

"A" VIEW AS INPUT IS ALLOWED
输入端允许在"A"向视图

SPECIAL DESIGN BASE ON CUSTOMER'S REQUIREMENT
可根据顾客的要求进行非标设计

NOTICE 注意

- Please be sure to remain under the curve.选型时请确保实际载荷在曲线范围内。
- This drawing is just for your refenece.以上图纸仅供参考。
- This drawing is susbject to change due to new design without prior notice.本公司保留改进产品的权利而不再另行通知。
- Please contact the technical department for dimensions and performance parameters of the drives. 如果需要装置的外形尺寸和性能参考数，请与技术部门联系。

HSE25

UNITS/单 位:mm
1inch=25.4mm

Weight:255kg

FRONT VIEW
正视图

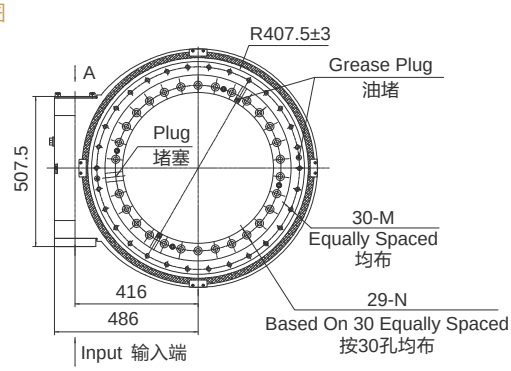

INPUT 输入端视图

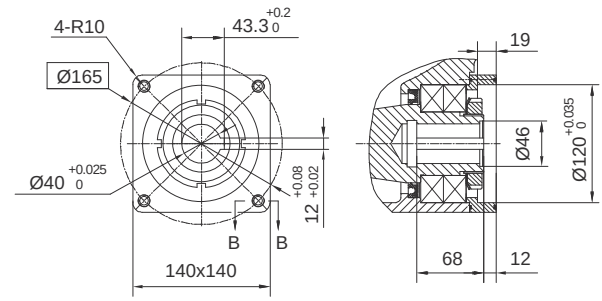

SIDE VIEW
侧视图

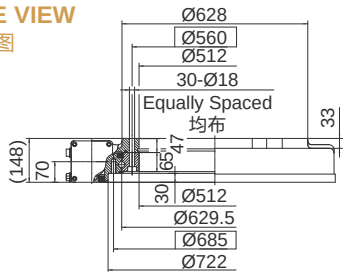

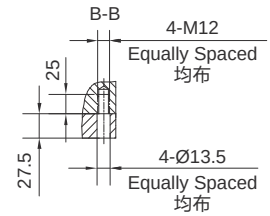

Ø40

承载力矩图 MOMENT LOAD CHART

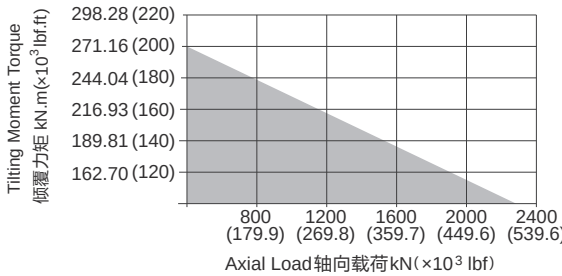

安装孔选项 Mounting Holes Option

Code 代码	M (Outer Ring 外圈)	N (Inner Ring 内圈)
—	M16×2 Tap (攻深)40	Ø18 Thru (通孔) ⌴Ø30 ↧17
T	M16×2 Tap (攻深)40	Ø18 Thru (通孔) ⌴Ø30 ↧17
B	5/8"-11UNC-2B Tap (攻深)40	Ø18 Thru (通孔) ⌴Ø30 ↧17
BT	5/8"-11UNC-2B Tap (攻深)40	Ø18 Thru (通孔) ⌴Ø30 ↧17

性能参数表 Slewing Drive Performance Parameters

Output Torque	Max Output Torque	Tilting Moment Torque	Static Axial Rating	Static Radial Rating	Dynamic Axial Rating	Dynamic Radial Rating	Gear Ratio	Tracking Precision	Weight
输出转矩	最大转矩	倾覆力矩	轴向静载荷	径向静载荷	轴向动载荷	径向动载荷	减速比	精度等级	重量
25 kN.m	30 kN.m	180 kN.m	2360 kN	945 kN	590 kN	470 kN	94 : 1	≤ 0.15°	255 kg
18439 lbf.ft	22140 lbf.ft	132.8×10³ lbf.ft	531×10³ lbf	212×10³ lbf	133×10³ lbf	106×10³ lbf			

"A" VIEW AS INPUT IS ALLOWED
输入端允许在"A"向视图

SPECIAL DESIGN BASE ON CUSTOMER'S REQUIREMENT
可根据顾客的要求进行非标设计

NOTICE 注意

- Please be sure to remain under the curve.选型时请确保实际载荷在曲线范围内。
- This drawing is just for your refenece.以上图纸仅供参考。
- This drawing is susbject to change due to new design without prior notice.本公司保留改进产品的权利而不再另行通知。
- Please contact the technical department for dimensions and performance parameters of the drives. 如果需要装置的外形尺寸和性能参考数，请与技术部门联系。

HSE25-2

UNITS/单 位:mm
1inch=25.4mm

Weight:275kg

FRONT VIEW
正视图

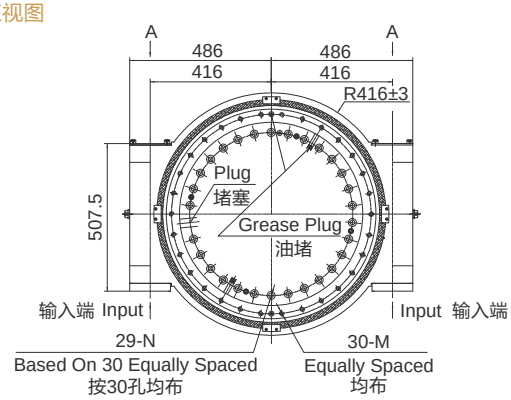

INPUT 输入端视图

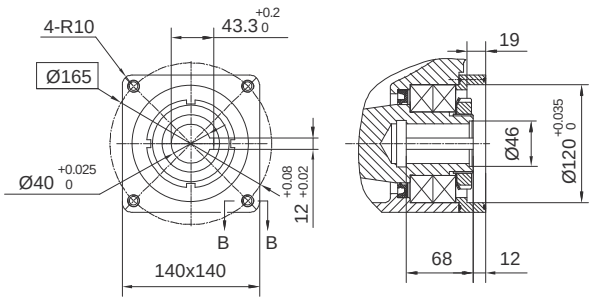

SIDE VIEW
侧视图

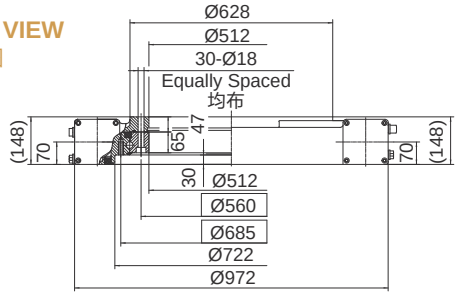

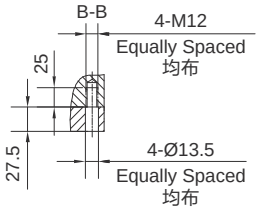

Ø40

承载力矩图 MOMENT LOAD CHART

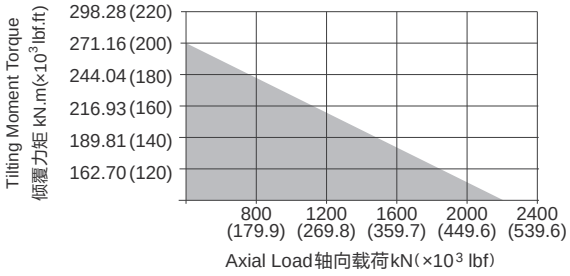

安装孔选项 Mounting Holes Option

Code 代码	M (Outer Ring 外圈)	N (Inner Ring 内圈)
—	M16×2 Tap (攻深)40	Ø18 Thru (通孔) ⊔Ø30 ⊤17
T	M16×2 Tap (攻深)40	Ø18 Thru (通孔) ⊔Ø30 ⊤17
B	5/8"-11UNC-2B Tap (攻深)40	Ø18 Thru (通孔) ⊔Ø30 ⊤17
BT	5/8"-11UNC-2B Tap (攻深)40	Ø18 Thru (通孔) ⊔Ø30 ⊤17

性能参数表 Slewing Drive Performance Parameters

Output Torque	Max Output Torque	Tilting Moment Torque	Static Axial Rating	Static Radial Rating	Dynamic Axial Rating	Dynamic Radial Rating	Gear Ratio	Tracking Precision	Weight
输出转矩	最大转矩	倾覆力矩	轴向静载荷	径向静载荷	轴向动载荷	径向动载荷	减速比	精度等级	重量
50 kN.m	60 kN.m	180 kN.m	2360 kN	945 kN	590 kN	470 kN	94: 1	≤ 0.15°	275 kg
36878 lbf.ft	44280 lbf.ft	132.8×10³ lbf.ft	531×10³ lbf	212×10³ lbf	133×10³ lbf	106×10³ lbf			

"A" VIEW AS INPUT IS ALLOWED
输入端允许在"A"向视图

SPECIAL DESIGN BASE ON CUSTOMER'S REQUIREMENT
可根据顾客的要求进行非标设计

NOTICE 注意

- Please be sure to remain under the curve.选型时请确保实际载荷在曲线范围内。
- This drawing is just for your refenece.以上图纸仅供参考。
- This drawing is susbject to change due to new design without prior notice.本公司保留改进产品的权利而不再另行通知。
- Please contact the technical department for dimensions and performance parameters of the drives. 如果需要装置的外形尺寸和性能参数，请与技术部门联系。

HESPN-0223



UNITS/单 位:mm
1inch=25.4mm

Weight:53kg

FRONT VIEW
正视图

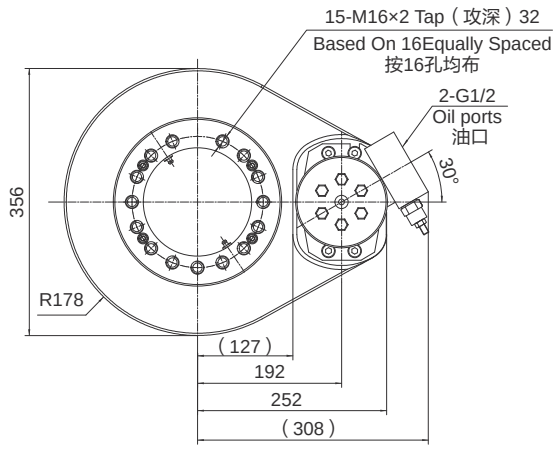

齿轮传动性能参数 Spur gear Drive Performance Parameters

Module 模数	4
GearRatio 减速比	5.33
Static Radial Rating 径向静载荷	135 kN
Static Axial Rating 轴向静载荷	338 kN
Dynamic Radial Rating 径向动载荷	71 kN
Dynamic Axial Rating 轴向动载荷	81 kN
Rated Torque 额定转矩	3216 kN
Rated Speed 额定转速	5.06 rpm

液压马达性能参数 Hydraulic Motor Performance Parameters

Motor Displacement 排量（ml/r）	625
Flow 流量（lpm）	20
Pressure 压力（Mpa）	8.5
Torque 转矩（N.m）	710
Speed 转速（rpm）	27

SIDE VIEW
侧视图

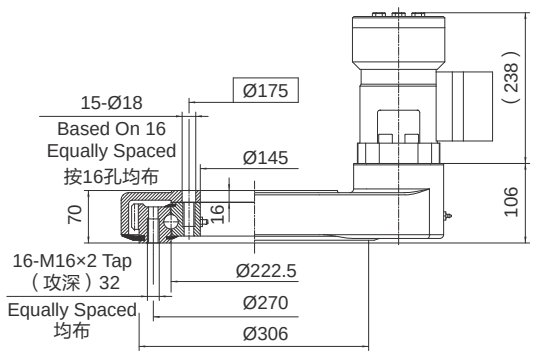

承载曲线图 MOMENT LOAD CHART

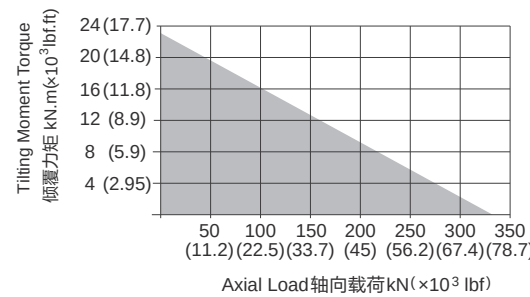

SPECIAL DESIGN BASE ON CUSTOMER'S REQUIREMENT
可根据顾客的要求进行非标设计

NOTICE 注意

- Please be sure to remain under the curve.选型时请确保实际载荷在曲线范围内。
- This drawing is just for your refenece.以上图纸仅供参考。
- This drawing is susbject to change due to new design without prior notice.本公司保留改进产品的权利而不再另行通知。
- Please contact the technical department for dimensions and performance parameters of the drives.如果需要装置的外形尺寸和性能参考数，请与技术部门联系。

HESPN-0480

UNITS/单 位:mm
1inch=25.4mm

Weight:131kg

FRONT VIEW
正视图

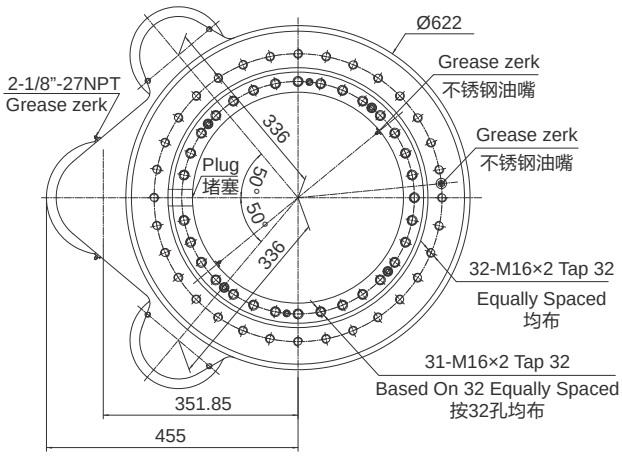

INPUT 输入端视图

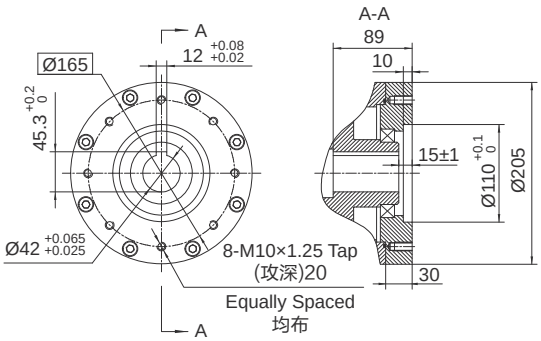

Ø42

齿轮传动性能参数 Spur gear Drive Performance Parameters

Module 模数	8
GearRatio 减速比	4.8
Radial Load （Max.） 径向载荷	1000 kN
Axial Load （Max.） 轴向载荷	2800 kN
Output Torque （Max.） 输出转矩	18.5 kN.m
Tilting moment （Max.）倾覆力矩	250 kN.m
Number of teeth（wheel）大齿轮齿数	72
Number of teeth（pinion）小齿轮齿数	15

SIDE VIEW
侧视图

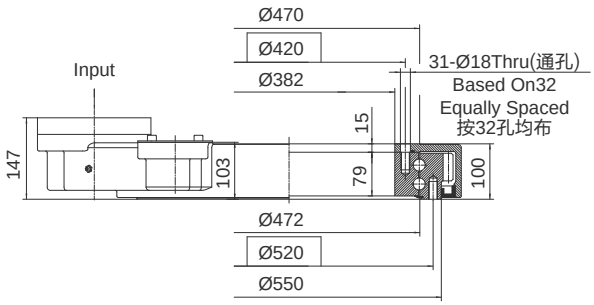

承载曲线图 MOMENT LOAD CHART

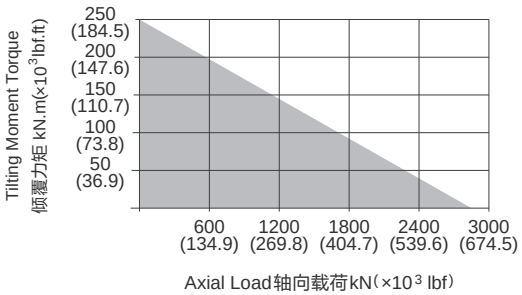

SPECIAL DESIGN BASE ON CUSTOMER'S REQUIREMENT
可根据顾客的要求进行非标设计

NOTICE 注意

- Please be sure to remain under the curve.选型时请确保实际载荷在曲线范围内。
- This drawing is just for your refenece.以上图纸仅供参考。
- This drawing is susbject to change due to new design without prior notice.本公司保留改进产品的权利而不再另行通知。
- Please contact the technical department for dimensions and performance parameters of the drives. 如果需要装置的外形尺寸和性能参考数，请与技术部门联系。

1000 Series

UNITS/单 位:mm
1inch=25.4mm

Weight:53.5kg

TOP VIEW
俯视图

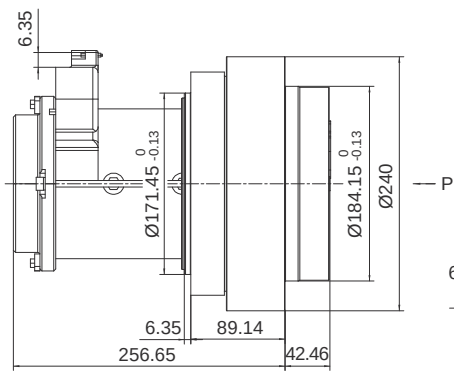

FRONT VIEW
正视图

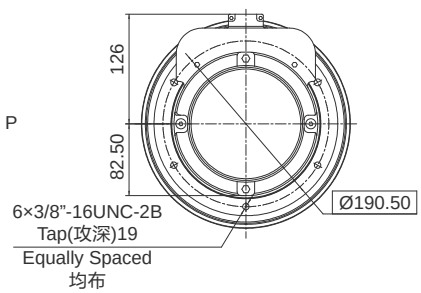

VIEW P
P 向

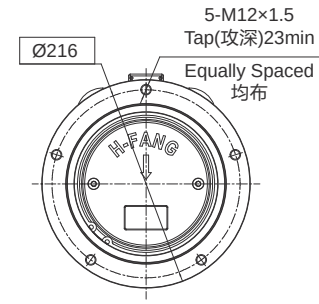

行走驱动 性能参数表 Wheel Drive Performance Parameters

Item 项目	DC Drive Parameters(直流电驱参数)	AC Drive Parameters(交流电驱参数)
Application Type 适用整机类型	8-14m Scissor Lift(Electric Drive) (8-14m电驱剪叉)	14-16m Scissor Lift(Electric Drive) (14-16m电驱剪叉)
Gradeability 适用整机爬坡能力	25%	25%
Ratio 减速机总速比	45.13:1	45.13:1
Output Type 减速机输出型式	Hub Output(轮毂输出)	Hub Output(轮毂输出)
Rated Output Torque(Nm) 额定输出扭矩(Nm)	395	500
Output Torque(Max.)(Nm) 最大输出扭矩(Nm)	790	1000
Rim Bolts Circle Diameter(mm) 轮辋螺栓中心圆直径(mm)	216	216
Rim Bolts Specification 轮辋螺栓规格	5-M12×1.5	5-M12×1.5
Rim Pilot Diameter (mm) 轮辋止口直径(mm)	$184.15^{0}_{-0.13}$	$184.15^{0}_{-0.13}$
Outer Diameter of Reducer Housing(Max.)(mm) 减速器壳体最大外径(mm)	240	240
Frame Installation Pilot Depth(mm) 车架安装止口深度(mm)	6.35	6.35
Frame Installation Pilot Diameter(mm) 车架安装止口直径(mm)	$171.45^{0}_{-0.13}$	$171.45^{0}_{-0.13}$
Frame Mounting Bolts Circle Diameter(mm) 车架安装螺栓中心圆直径(mm)	190.50	190.50
Frame Mounting Bolts Specification 车架安装螺栓规格	6-3/8"-16UNC	6-3/8"-16UNC
Distance from Rim Mounting Surface to Motor Rear(mm) 尾轮辋安装面到电机端尺寸(mm)	256/218	258
Voltage(V) 电机电压(V)	24V DC Motor(24V直流电机)	24V AC Motor(24V直流电机)
Power(W) 电机功率(W)	800	870/1000
Rated Braking Torque(Nm) 制动器额定制动扭矩(Nm)	20	20

SPECIAL DESIGN BASE ON CUSTOMER'S REQUIREMENT
可根据顾客的要求进行非标设计

NOTICE 注意

- This drawing is just for your refenece.以上图纸仅供参考。
- This drawing is susbject to change due to new design without prior notice.本公司保留改进产品的权利而不再另行通知。

4000 Series

UNITS/单 位:mm
1inch=25.4mm

Weight:39.9kg

SIDE VIEW
俯视图

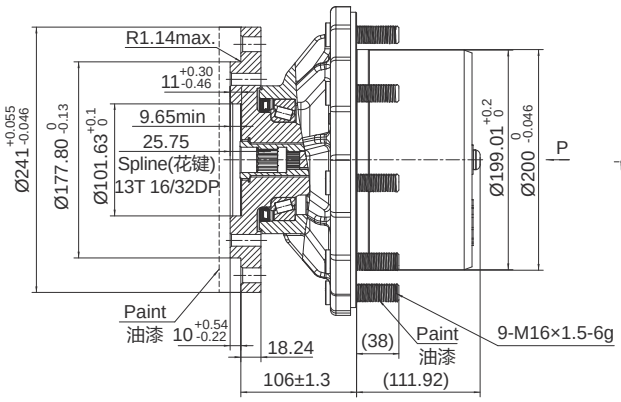

FRONT VIEW
正视图

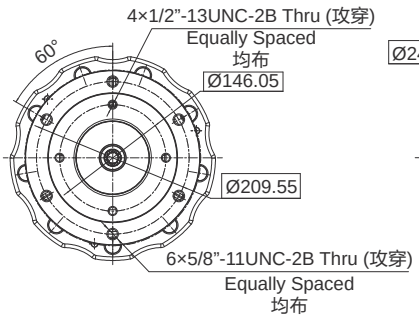

VIEW P
P 向

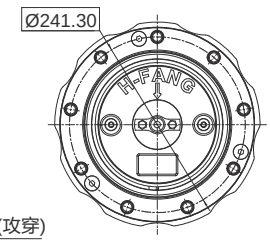

行走驱动 性能参数表 Wheel Drive Performance Parameters

Item 项目	DC Drive Parameters(直流电驱参数)
Application Type 适用整机类型	14-16m Articulating Boom Lift(Electric Drive)(14-16m电驱动曲臂高空车)
Gradeability 适用整机爬坡能力	45%
Ratio 减速机总速比	64.08:1
Output Type 减速机输出型式	Hub Output(轮毂输出)
Rated Output Torque(Nm) 额定输出扭矩(Nm)	2800
Output Torque(Max.)(Nm) 最大输出扭矩(Nm)	5600
Rim Bolts Circle Diameter(mm) 轮辋螺栓中心圆直径(mm)	241.30
Rim Bolts Specification 轮辋螺栓规格)	9-M16×1.5
Rim Pilot Diameter (mm) 轮辋止口直径(mm)	$200^{0}_{-0.046}$
Outer Diameter of Reducer Housing(Max.)(mm) 减速器壳体最大外径(mm)	278
Frame Installation Pilot Depth(mm) 车架安装止口深度(mm)	$10^{+0.54}_{-0.22}$
Frame Installation Pilot Diameter(mm) 车架安装止口直径(mm)	$177.80^{0}_{-0.13}$
Frame Mounting Bolts Circle Diameter(mm) 车架安装螺栓中心圆直径(mm)	209.55
Frame Mounting Bolts Specification 车架安装螺栓规格	6-5/8"-11UNC
Total Length of Reducer(mm) 减速器总长度(mm)	216
Voltage(V) 电机电压(V)	4.8
Power(W) 电机功率(W)	3.8
Rated Braking Torque(Nm) 制动器额定制动扭矩(Nm)	5000 max

SPECIAL DESIGN BASE ON CUSTOMER'S REQUIREMENT
可根据顾客的要求进行非标设计

NOTICE 注意

- This drawing is just for your refenece.以上图纸仅供参考。
- This drawing is susbject to change due to new design without prior notice.本公司保留改进产品的权利而不再另行通知。

Distributors for Australia & New Zealand

MOTION TECHNOLOGIES PTY LIMITED

24/22-30 Northumberland Road
Caringbah NSW 2229 Australia
Phone: (02) 9524 4782

sales@motiontech.com.au
www.motiontech.com.au

© 19/07/2023

Rev.H May.2022
第八版 2022.05